




DISTRIBUTION MANIFOLDS

**2.3 / SERIES CD**

## CD DISTRIBUTION MANIFOLDS FOR HEATING SYSTEMS



\*In compliance with  
D.M. 174/2004

The CD series manifolds are obtained from drawn brass bar with yellow or nickel-plated finish.

**All manifolds undergo a post weld heat treatment to eliminate any tension caused from processing.** Do only use Luxor manifolds with Luxor accessories with soft o-ring sealing.

All of Luxor fittings and accessories for manifolds (such as drain valves, plugs, etc.) are provided with this kind of sealing and do not require the use of any intermediate element (PTFE, hemp, etc.), which could result in cracks.

**We recommend to tighten the fittings to a maximum torque of 60 Nm.**

### TECHNICAL DATA



Max temperature  
120 °C



Max pressure  
10 bar



Materials  
CW617N  
UNI EN  
12165:2016



Knob  
white ABS  
RAL 9016



Stem  
AISI 316



Testing  
100%

### TECHNICAL SPECIFICATIONS WITH FLOW REGULATORS ART. TM 4012



Max temperature  
70 °C



Max pressure  
6 bar



Working temperature range  
0 °C ÷ 100 °C




Room temperature  
0 °C ÷ 60 °C



Max relative humidity  
80%

### TECHNICAL SPECIFICATIONS WITH THERMOELECTRIC HEAD ART. TE

### SYSTEM CONNECTIONS

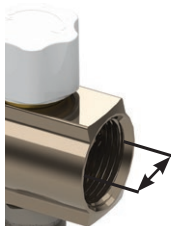


**Copper pipe**  
W 24x19 - TR 91  
G 3/4 EK - TR 91/A




**Plastic pipe**  
W 24x19 - TP 95  
G 3/4 EK - TP 98

### MAIN BODY CONNECTION



G 3/4  
G 1"  
G 1 1/4

### CENTRE TO CENTRE DISTANCE



G 3/4 40 mm  
G 1" 50 mm  
G 1 1/4 50 mm



**Multilayer pipe**  
W 24x19 - TP 97  
G 3/4 EK - TP 98

### FLOW REGULATORS AND HOLDERS



With regulators and flow meters TM 4012, adjusting and balancing manifolds allow for an immediate verification of the system's balance by reading the flow rate. This adjustment can be locked through a block cap. The glass and the measuring spring can be disassembled for maintenance and cleaned while the system is operating. This kind of manifold must be installed on the inlet.

### LOCKSHIELD VALVE



Adjusting and balancing manifolds (lockshield type) feature a double micrometric adjustment with memory of position in case of temporary shutdowns and can be mounted both on inlets and outlets of the system.



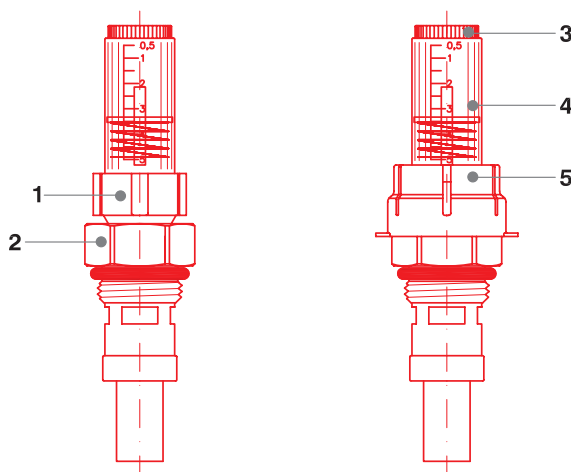
### CONVERTIBLE HEADWORK

The tightening device on the stem of the manifolds with built-in valves for thermo-electric adjustment can be inspected and replaced while the system is operating. The control stem is in AISI 316 stainless steel and its tightness is ensured by two peroxide cured EPDM o-rings.

All manifolds series CD are 100% tested with electronically controlled pneumatic seal test.

The characteristics of the fluid in the system must be compliant with the UNI 8065: 2019 directive.

## DISTRIBUTION MANIFOLDS FOR HEATING SYSTEMS WITH INLET REGULATOR / FLOW METERS



1. Adjusting collar
2. Fixing collar
3. Glass collar
4. Glass
5. Block cap

### ADJUSTMENT INSTRUCTIONS FOR MANIFOLDS WITH INLET REGULATOR/FLOW METERS

#### BALANCING OF THE HYDRAULIC CIRCUITS

The theoretical flow rate of a hydraulic circuit, assigned by a technician, is given by the adjustment carried out through the regulator/flow meters TM 4012 (code 69000010) assembled on the flow inlet.

The adjustment must be carried out with the valve on the return circuit fully open.

Since the flow rates of each heating ring affect each other, each single heating ring has to be adjusted until the values in litres/minute laid down in the project are satisfactorily reached.

#### SECURING HYDRAULIC BALANCE AGAINST TAMPERING

The regulator/flow meters adjustment can be secured through a block cap.

If needed, the caps can be sealed with iron wire and lead.

#### CLEANING

The glass and the measuring spring can be disassembled for maintenance and cleaned. This can be done as follows even while the system is operating:

- close the top meter and the screw placed on the return manifold;
- unscrew the glass applying strength on the collar and take it out - be careful not to lose the measuring spring;
- during this operation, a negligible water leakage will appear;
- if necessary, the glass can now be easily cleaned;
- to reassemble, follow the above instructions in reverse.

#### PRESSURE DROP

The total pressure drop of the heating circuit is made up by various pressure drops: water return valve, pipes and regulator/flow meters.

DISTRIBUTION MANIFOLDS FOR HEATING SYSTEMS WITH BUILT-IN LOCKSHIELDS

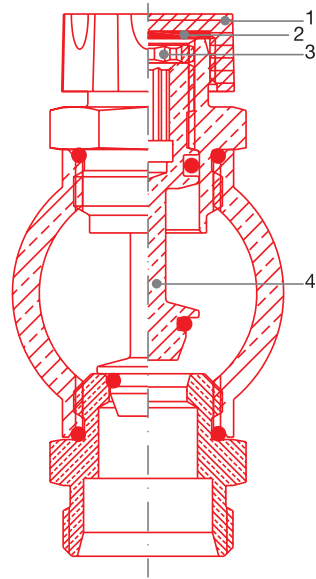
**ADJUSTMENT INSTRUCTIONS FOR MANIFOLDS WITH LOCKSHIELDS**

Unscrew the plug (1). Screw the obturator with a hex key until it reaches the closed position.

After these operations the lockshield is ready to be set. The relation between the Kv value, the position of the obturator and the corresponding curve, are described in the differential pressure diagram chart. This means that by unscrewing the obturator for a certain number of turns, it is possible to obtain the required Kv value.

**EXAMPLE**

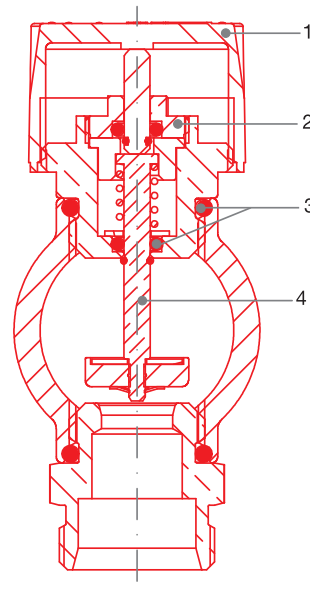
- Curve n. 1: 1/2 turn of the screw - Kv 0,09
  - Curve n. 3: 1+1/2 turn of the screw - Kv 0,76
- Using the collar code 33466656 (supplied separately) it is possible to create a mechanical stop of the obturator. Once the flow rate has been set through the obturator, the regulating collar must be screwed to the obturator. It is now possible to open and close the obturator without losing the position of the previously set regulation.



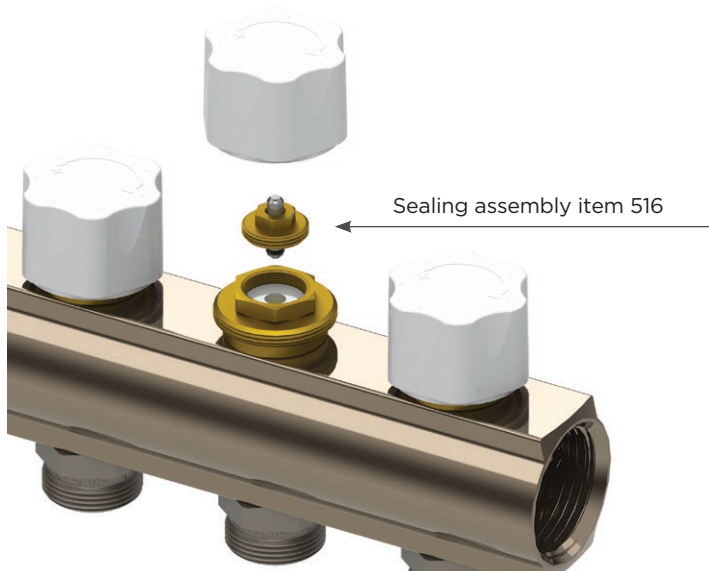
- 1. ABS plug
- 2. Gasket
- 3. Adjusting collar, code 3346656
- 4. Obturator

In case of water leakage from the screw stem, the sealing assembly can be tightened until the flow comes to a full stop. Should the leakage continue, the whole sealing assembly can be replaced by following the instructions below while the group is operating.

- Remove the protection cap, the knob, the thermostatic head or the thermoelectric head;
- Unscrew the sealing assembly with a 9mm key blocking the screw body with a 19mm key;
- Replace the part with article code 67980200 screwing it in with a 9mm key;
- Replace the protection cap, the knob, the thermostatic head or the thermoelectric head.



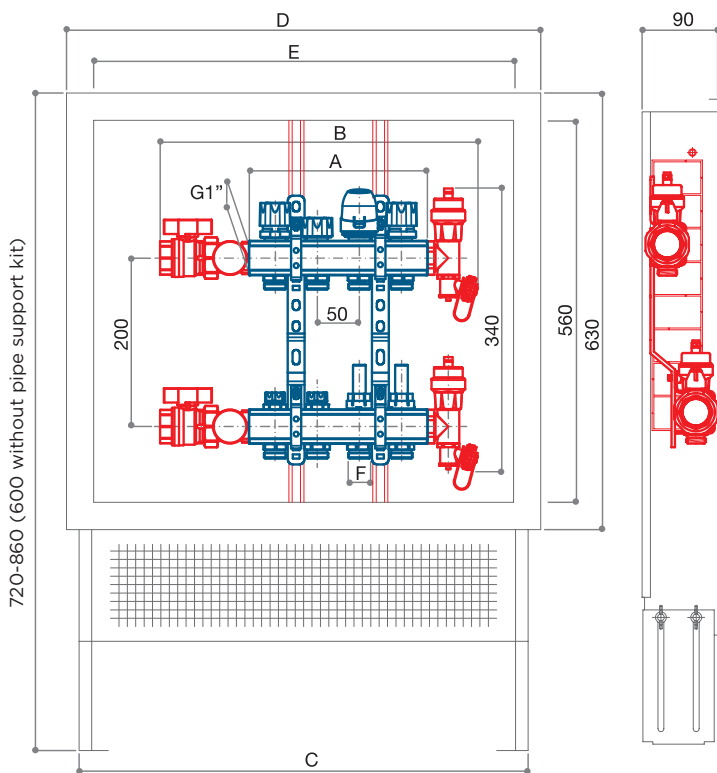
- 1. ABS plug or manual knob
- 2. Sealing assembly item 516
- 3. Gasket
- 4. Obturator



# G 1"

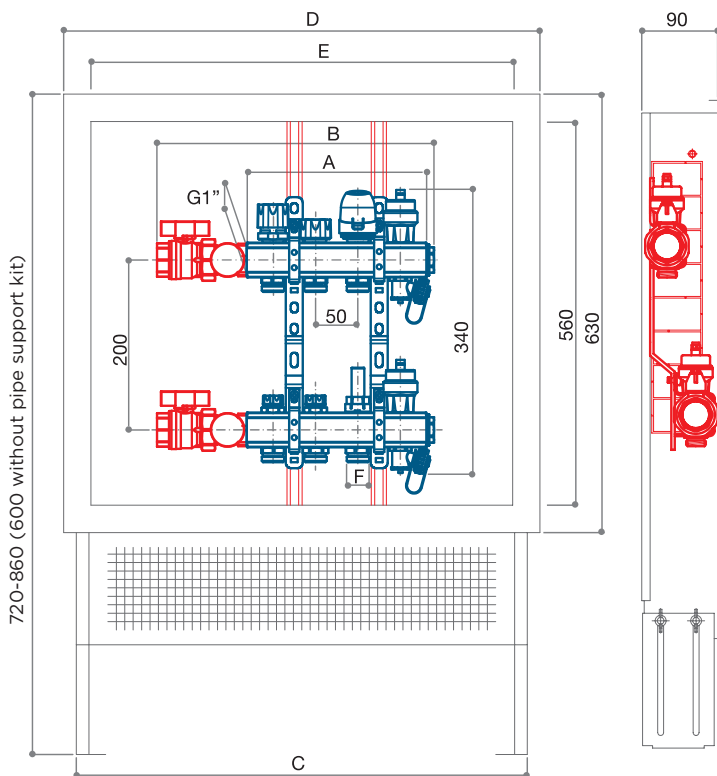
## HOW TO CHOOSE THE RIGHT CABINET

### G 1" MANIFOLD



							CABINETS	
OUTLETS	A	B	C	D	E	F	ITEM	CODE
2	112	276	500	560	490	W24x19 - G 3/4 EK	CF 490	68561405
3	162	326						
4	212	376						
5	262	426	700	760	690		CF 490	68561407
6	312	476						
7	362	526						
8	412	576	850	910	840		CF 490	68561408
9	462	626						
10	512	676						
11	562	726	1000	1060	990		CF 490	68561410
12	612	776						
13	662	826						

### G 1" MANIFOLD WITH DRAIN

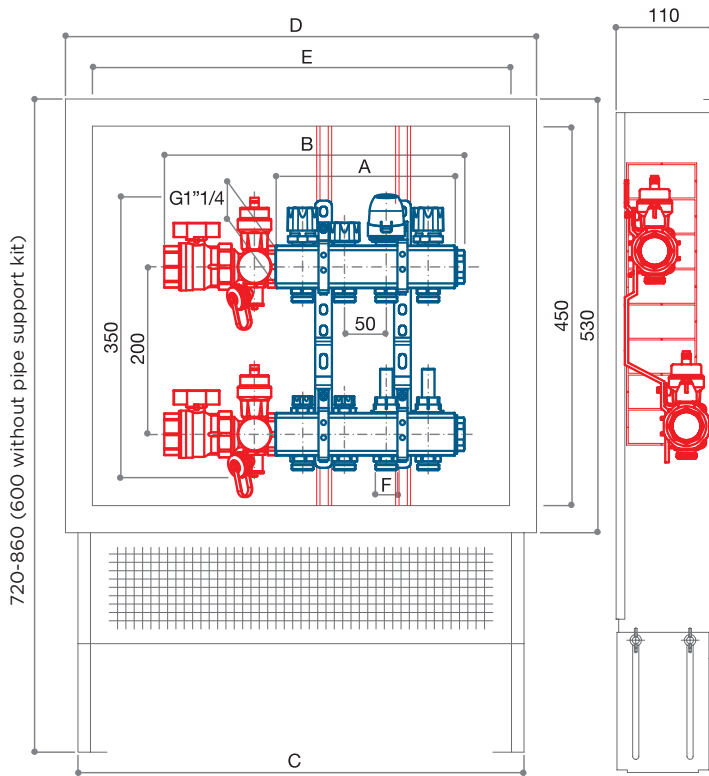


							CABINETS	
OUTLETS	A	B	C	D	E	F	ART.	CODE
2	162	276	500	560	490	W24x19 - G 3/4 EK	CF 490	68561405
3	212	326						
4	262	376						
5	312	426	700	760	690		CF 490	68561407
6	362	476						
7	412	526						
8	462	576	850	910	840		CF 490	68561408
9	512	626						
10	562	676						
11	612	726	1000	1060	990		CF 490	68561410
12	662	776						

# G 1 1/4

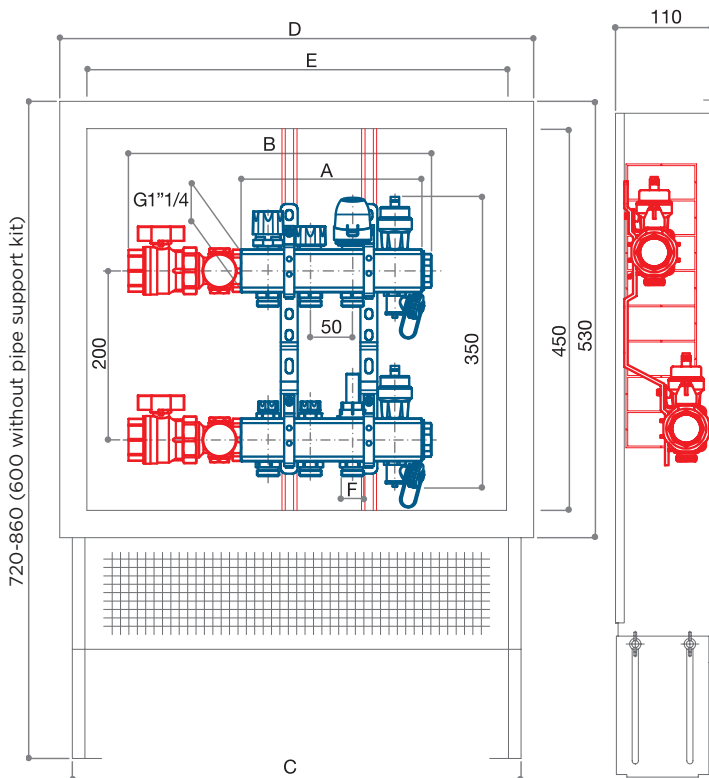
## HOW TO CHOOSE THE RIGHT CABINET

### G 1 1/4 MANIFOLD




							CABINETS	
OUTLETS	A	B	C	D	E	F	ITEM	CODE
2	114	260	500	565	490	W24x19 - G 3/4 EK	CF 485	68560705
3	164	310						
4	214	360						
5	264	410						
6	314	460						
7	364	510	700	765	690		CF 485	68560707
8	414	560						
9	464	610						
10	514	660	850	915	840		CF 485	68560708
11	564	710						
12	614	760						
13	664	810	1000	1065	990		CF 485	68560710

### G 1 1/4 MANIFOLD WITH DRAIN



							CABINETS	
OUTLETS	A	B	C	D	E	F	ITEM	CODE
2	164	310	500	565	490	W24x19 - G 3/4 EK	CF 485	68560705
3	214	360						
4	264	410						
5	314	460						
6	364	510						
7	414	560						
8	464	610						
9	514	660	850	915	840		CF 485	68560708
10	564	710						
11	614	760						
12	664	810	1000	1065	990		CF 485	68560710

## DISTRIBUTION MANIFOLDS FOR HEATING SYSTEMS



Distribution manifold.



**CD 451**  
Interaxis  
40 mm


yellow surface	nickel plated									
CODE	CODE	SIZE	OUTLETS N°							
17012102	17012102N	G 3/4 x G 1/2	2	-	-	-	0,298	-	60	
17012103	17012103N		3	-	-	-	0,448	-	40	
17012104	17012104N		4	-	-	-	0,596	-	30	
17012105	17012105N		5	-	-	-	0,746	-	25	
17012106	17012106N		6	-	-	-	0,894	-	25	
17012107	17012107N		7	-	-	-	1,044	-	20	
17012108	17012108N		8	-	-	-	1,192	-	20	
17012109	17012109N		9	-	-	-	1,342	-	20	
17012110	17012110N		10	-	-	-	1,490	-	15	

**CD 456**  
Interaxis  
50 mm

yellow surface	nickel plated								
CODE	CODE	SIZE	OUTLETS N°						
15012102	15012102N	G 1" x G 1/2	2	-	-	-	0,420	-	50
15012103	15012103N		3	-	-	-	0,630	-	35
15012104	15012104N		4	-	-	-	0,840	-	24
15012105	15012105N		5	-	-	-	1,050	-	20
15012106	15012106N		6	-	-	-	1,260	-	18
15012107	15012107N		7	-	-	-	1,470	-	15
15012108	15012108N		8	-	-	-	1,680	-	15
15012109	15012109N		9	-	-	-	1,890	-	15
15012110	15012110N		10	-	-	-	2,100	-	15
15012111	15012111N		11	-	-	-	2,310	-	10
15012112	15012112N		12	-	-	-	2,520	-	10

**CD 860**  
Interaxis  
50 mm






yellow surface	nickel plated								
CODE	CODE	SIZE	OUTLETS N°						
16012102	16012102N	G 1 1/4 x G 1/2	2	-	-	-	0,590	-	30
16012103	16012103N		3	-	-	-	0,866	-	20
16012104	16012104N		4	-	-	-	1,140	-	15
16012105	16012105N		5	-	-	-	1,416	-	12
16012106	16012106N		6	-	-	-	1,690	-	10
16012107	16012107N		7	-	-	-	1,966	-	10
16012108	16012108N		8	-	-	-	2,240	-	10
16012109	16012109N		9	-	-	-	2,516	-	10
16012110	16012110N		10	-	-	-	2,790	-	10
16012111	16012111N		11	-	-	-	3,066	-	5
16012112	16012112N		12	-	-	-	3,340	-	5








Drain hole

Distribution manifold with 1/2 drain hole.

**CD 457**

	yellow surface	nickel plated								
	CODE	CODE	SIZE	OUTLETS N°						
	15022102	15022102N	G 1" x G 1/2	2	-	-	-	0,420	-	50
	15022103	15022103N		3	-	-	-	0,630	-	35
	15022104	15022104N		4	-	-	-	0,840	-	24
	15022105	15022105N		5	-	-	-	1,050	-	20
	15022106	15022106N		6	-	-	-	1,260	-	18
	15022107	15022107N		7	-	-	-	1,470	-	15
	15022108	15022108N		8	-	-	-	1,700	-	15
	15022109	15022109N		9	-	-	-	1,900	-	15
	15022110	15022110N		10	-	-	-	2,110	-	15
	15022111	15022111N		11	-	-	-	2,320	-	10
	15022112	15022112N		12	-	-	-	2,510	-	10

**CD 861**

	yellow surface	nickel plated								
	CODE	CODE	SIZE	OUTLETS N°						
	16022102	16022102N	G 1 1/4 x G 1/2	2	-	-	-	0,570	-	30
	16022103	16022103N		3	-	-	-	0,860	-	20
	16022104	16022104N		4	-	-	-	1,130	-	15
	16022105	16022105N		5	-	-	-	1,390	-	12
	16022106	16022106N		6	-	-	-	1,680	-	10
	16022107	16022107N		7	-	-	-	1,940	-	10
	16022108	16022108N		8	-	-	-	2,210	-	10
	16022109	16022109N		9	-	-	-	2,470	-	10
	16022110	16022110N		10	-	-	-	2,760	-	10
	16022111	16022111N		11	-	-	-	3,040	-	5
	16022112	16022112N		12	-	-	-	3,290	-	5





Distribution manifold with pre-assembled fittings article RD 900.



**CD 459**

yellow surface		nickel plated	SIZE	OUTLETS N°						
CODE	CODE	CODE								
15032402	15032402N	15032402N	G 1" x (W24x19)	2	TR 91	TP 95	TP 97	0,496	-	30
15032403	15032403N	15032403N		3	TR 91	TP 95	TP 97	0,744	-	20
15032404	15032404N	15032404N		4	TR 91	TP 95	TP 97	0,992	-	15
15032405	15032405N	15032405N		5	TR 91	TP 95	TP 97	1,240	-	12
15032406	15032406N	15032406N		6	TR 91	TP 95	TP 97	1,488	-	12
15032407	15032407N	15032407N		7	TR 91	TP 95	TP 97	1,736	-	10
15032408	15032408N	15032408N		8	TR 91	TP 95	TP 97	1,984	-	12
15032409	15032409N	15032409N		9	TR 91	TP 95	TP 97	2,232	-	10
15032410	15032410N	15032410N		10	TR 91	TP 95	TP 97	2,480	-	10
15032411	15032411N	15032411N		11	TR 91	TP 95	TP 97	2,728	-	10
15032412	15032412N	15032412N		12	TR 91	TP 95	TP 97	2,976	-	10

**CD 461**


yellow surface		nickel plated	SIZE	OUTLETS N°						
CODE	CODE	CODE								
15032702	15032702N	15032702N	G 1" x G 3/4 EK	2	TR 91/A	TP 98	TP 99	0,520	-	30
15032703	15032703N	15032703N		3	TR 91/A	TP 98	TP 99	0,780	-	20
15032704	15032704N	15032704N		4	TR 91/A	TP 98	TP 99	1,040	-	15
15032705	15032705N	15032705N		5	TR 91/A	TP 98	TP 99	1,300	-	12
15032706	15032706N	15032706N		6	TR 91/A	TP 98	TP 99	1,560	-	12
15032707	15032707N	15032707N		7	TR 91/A	TP 98	TP 99	1,820	-	10
15032708	15032708N	15032708N		8	TR 91/A	TP 98	TP 99	2,080	-	12
15032709	15032709N	15032709N		9	TR 91/A	TP 98	TP 99	2,340	-	10
15032710	15032710N	15032710N		10	TR 91/A	TP 98	TP 99	2,600	-	10
15032711	15032711N	15032711N		11	TR 91/A	TP 98	TP 99	2,860	-	10
15032712	15032712N	15032712N		12	TR 91/A	TP 98	TP 99	3,120	-	10

**CD 862**

yellow surface		nickel plated	SIZE	OUTLETS N°						
CODE	CODE	CODE								
16032402	16032402N	16032402N	G 1"1/4 x (W24x19)	2	TR 91	TP 95	TP 97	0,666	-	20
16032403	16032403N	16032403N		3	TR 91	TP 95	TP 97	0,980	-	12
16032404	16032404N	16032404N		4	TR 91	TP 95	TP 97	1,292	-	10
16032405	16032405N	16032405N		5	TR 91	TP 95	TP 97	1,606	-	10
16032406	16032406N	16032406N		6	TR 91	TP 95	TP 97	1,918	-	10
16032407	16032407N	16032407N		7	TR 91	TP 95	TP 97	2,232	-	10
16032408	16032408N	16032408N		8	TR 91	TP 95	TP 97	2,544	-	8
16032409	16032409N	16032409N		9	TR 91	TP 95	TP 97	2,858	-	8
16032410	16032410N	16032410N		10	TR 91	TP 95	TP 97	3,170	-	8
16032411	16032411N	16032411N		11	TR 91	TP 95	TP 97	3,484	-	8
16032412	16032412N	16032412N		12	TR 91	TP 95	TP 97	3,796	-	8







**CD 864**

yellow surface		nickel plated	SIZE	OUTLETS N°						
CODE	CODE	CODE								
16032702	16032702N	16032702N	G 1"1/4 x G 3/4 EK	2	TR 91/A	TP 98	TP 99	0,690	-	20
16032703	16032703N	16032703N		3	TR 91/A	TP 98	TP 99	1,019	-	12
16032704	16032704N	16032704N		4	TR 91/A	TP 98	TP 99	1,340	-	10
16032705	16032705N	16032705N		5	TR 91/A	TP 98	TP 99	1,666	-	10
16032706	16032706N	16032706N		6	TR 91/A	TP 98	TP 99	1,990	-	10
16032707	16032707N	16032707N		7	TR 91/A	TP 98	TP 99	2,316	-	10
16032708	16032708N	16032708N		8	TR 91/A	TP 98	TP 99	2,640	-	8
16032709	16032709N	16032709N		9	TR 91/A	TP 98	TP 99	2,966	-	8
16032710	16032710N	16032710N		10	TR 91/A	TP 98	TP 99	3,290	-	8
16032711	16032711N	16032711N		11	TR 91/A	TP 98	TP 99	3,616	-	8
16032712	16032712N	16032712N		12	TR 91/A	TP 98	TP 99	3,940	-	8









Distribution manifold with 1/2 drain hole and pre-assembled fittings article RD 900.







**CD 460**

yellow surface	nickel plated	SIZE	OUTLETS N°						
CODE	CODE								
15042402	15042402N	G 1" x (W24x19)	2	TR 91	TP 95	TP 97	0,486	-	30
15042403	15042403N		3	TR 91	TP 95	TP 97	0,734	-	20
15042404	15042404N		4	TR 91	TP 95	TP 97	0,982	-	15
15042405	15042405N		5	TR 91	TP 95	TP 97	1,230	-	12
15042406	15042406N		6	TR 91	TP 95	TP 97	1,478	-	12
15042407	15042407N		7	TR 91	TP 95	TP 97	1,726	-	10
15042408	15042408N		8	TR 91	TP 95	TP 97	1,974	-	12
15042409	15042409N		9	TR 91	TP 95	TP 97	2,222	-	10
15042410	15042410N		10	TR 91	TP 95	TP 97	2,470	-	10
15042411	15042411N		11	TR 91	TP 95	TP 97	2,718	-	10
15042412	15042412N		12	TR 91	TP 95	TP 97	2,966	-	10







**CD 462**

yellow surface	nickel plated	SIZE	OUTLETS N°						
CODE	CODE								
15042702	15042702N	G 1" x G 3/4 EK	2	TR 91/A	TP 98	TP 99	0,510	-	30
15042703	15042703N		3	TR 91/A	TP 98	TP 99	0,770	-	20
15042704	15042704N		4	TR 91/A	TP 98	TP 99	1,030	-	15
15042705	15042705N		5	TR 91/A	TP 98	TP 99	1,290	-	12
15042706	15042706N		6	TR 91/A	TP 98	TP 99	1,550	-	12
15042707	15042707N		7	TR 91/A	TP 98	TP 99	1,810	-	10
15042708	15042708N		8	TR 91/A	TP 98	TP 99	2,070	-	12
15042709	15042709N		9	TR 91/A	TP 98	TP 99	2,330	-	10
15042710	15042710N		10	TR 91/A	TP 98	TP 99	2,590	-	10
15042711	15042711N		11	TR 91/A	TP 98	TP 99	2,850	-	10
15042712	15042712N		12	TR 91/A	TP 98	TP 99	3,110	-	10

**CD 863**

yellow surface	nickel plated	SIZE	OUTLETS N°						
CODE	CODE								
16042402	16042402N	G 1 1/4 x (W24x19)	2	TR 91	TP 95	TP 97	0,656	-	20
16042403	16042403N		3	TR 91	TP 95	TP 97	0,970	-	12
16042404	16042404N		4	TR 91	TP 95	TP 97	1,282	-	10
16042405	16042405N		5	TR 91	TP 95	TP 97	1,596	-	10
16042406	16042406N		6	TR 91	TP 95	TP 97	1,908	-	10
16042407	16042407N		7	TR 91	TP 95	TP 97	2,222	-	10
16042408	16042408N		8	TR 91	TP 95	TP 97	2,534	-	8
16042409	16042409N		9	TR 91	TP 95	TP 97	2,848	-	8
16042410	16042410N		10	TR 91	TP 95	TP 97	3,160	-	8
16042411	16042411N		11	TR 91	TP 95	TP 97	3,474	-	8
16042412	16042412N		12	TR 91	TP 95	TP 97	3,786	-	8

**CD 865**

yellow surface	nickel plated	SIZE	OUTLETS N°						
CODE	CODE								
16042702	16042702N	G 1 1/4 x G 3/4 EK	2	TR 91/A	TP 98	TP 99	0,680	-	20
16042703	16042703N		3	TR 91/A	TP 98	TP 99	1,009	-	12
16042704	16042704N		4	TR 91/A	TP 98	TP 99	1,330	-	10
16042705	16042705N		5	TR 91/A	TP 98	TP 99	1,656	-	10
16042706	16042706N		6	TR 91/A	TP 98	TP 99	1,980	-	10
16042707	16042707N		7	TR 91/A	TP 98	TP 99	2,306	-	10
16042708	16042708N		8	TR 91/A	TP 98	TP 99	2,630	-	8
16042709	16042709N		9	TR 91/A	TP 98	TP 99	2,956	-	8
16042710	16042710N		10	TR 91/A	TP 98	TP 99	3,280	-	8
16042711	16042711N		11	TR 91/A	TP 98	TP 99	3,606	-	8
16042712	16042712N		12	TR 91/A	TP 98	TP 99	3,930	-	8



Pre-assembled distribution manifold with built-in valves set for thermoelectric adjustment and protection caps.

**CD 1466**

yellow surface	nickel plated	SIZE	OUTLETS N°						
CODE	CODE								
15112402	15112402N	G 1" x (W24x19)	2	TR 91	TP 95	TP 97	0,644	-	20
15112403	15112403N		3	TR 91	TP 95	TP 97	0,956	-	15
15112404	15112404N		4	TR 91	TP 95	TP 97	1,268	-	12
15112405	15112405N		5	TR 91	TP 95	TP 97	1,580	-	10
15112406	15112406N		6	TR 91	TP 95	TP 97	1,892	-	9
15112407	15112407N		7	TR 91	TP 95	TP 97	2,204	-	8
15112408	15112408N		8	TR 91	TP 95	TP 97	2,516	-	8
15112409	15112409N		9	TR 91	TP 95	TP 97	2,828	-	8
15112410	15112410N		10	TR 91	TP 95	TP 97	3,140	-	8
15112411	15112411N		11	TR 91	TP 95	TP 97	3,452	-	8
15112412	15112412N		12	TR 91	TP 95	TP 97	3,764	-	8

**CD 1446**

yellow surface	nickel plated	SIZE	OUTLETS N°						
CODE	CODE								
15112702	15112702N	G 1" x G 3/4 EK	2	TR 91/A	TP 98	TP 99	0,664	-	20
15112703	15112703N		3	TR 91/A	TP 98	TP 99	0,986	-	15
15112704	15112704N		4	TR 91/A	TP 98	TP 99	1,308	-	12
15112705	15112705N		5	TR 91/A	TP 98	TP 99	1,630	-	10
15112706	15112706N		6	TR 91/A	TP 98	TP 99	1,952	-	9
15112707	15112707N		7	TR 91/A	TP 98	TP 99	2,274	-	8
15112708	15112708N		8	TR 91/A	TP 98	TP 99	2,596	-	8
15112709	15112709N		9	TR 91/A	TP 98	TP 99	2,918	-	8
15112710	15112710N		10	TR 91/A	TP 98	TP 99	3,240	-	8
15112711	15112711N		11	TR 91/A	TP 98	TP 99	3,562	-	8
15112712	15112712N		12	TR 91/A	TP 98	TP 99	3,884	-	8

**CD 875**

yellow surface	nickel plated	SIZE	OUTLETS N°						
CODE	CODE								
16112402	16112402N	G 1"1/4 x (W24x19)	2	TR 91	TP 95	TP 97	0,794	-	15
16112403	16112403N		3	TR 91	TP 95	TP 97	1,166	-	12
16112404	16112404N		4	TR 91	TP 95	TP 97	1,538	-	10
16112405	16112405N		5	TR 91	TP 95	TP 97	1,960	-	8
16112406	16112406N		6	TR 91	TP 95	TP 97	2,282	-	8
16112407	16112407N		7	TR 91	TP 95	TP 97	2,654	-	8
16112408	16112408N		8	TR 91	TP 95	TP 97	3,026	-	6
16112409	16112409N		9	TR 91	TP 95	TP 97	3,398	-	6
16112410	16112410N		10	TR 91	TP 95	TP 97	3,770	-	6
16112411	16112411N		11	TR 91	TP 95	TP 97	4,142	-	6
16112412	16112412N		12	TR 91	TP 95	TP 97	4,514	-	6

**CD 876**

yellow surface	nickel plated	SIZE	OUTLETS N°						
CODE	CODE								
16112702	16112702N	G 1"1/4 x G 3/4 EK	2	TR 91/A	TP 98	TP 99	0,814	-	15
16112703	16112703N		3	TR 91/A	TP 98	TP 99	1,196	-	12
16112704	16112704N		4	TR 91/A	TP 98	TP 99	1,578	-	10
16112705	16112705N		5	TR 91/A	TP 98	TP 99	1,960	-	8
16112706	16112706N		6	TR 91/A	TP 98	TP 99	2,342	-	8
16112707	16112707N		7	TR 91/A	TP 98	TP 99	2,724	-	8
16112708	16112708N		8	TR 91/A	TP 98	TP 99	3,106	-	6
16112709	16112709N		9	TR 91/A	TP 98	TP 99	3,488	-	6
16112710	16112710N		10	TR 91/A	TP 98	TP 99	3,870	-	6
16112711	16112711N		11	TR 91/A	TP 98	TP 99	4,252	-	6
16112712	16112712N		12	TR 91/A	TP 98	TP 99	4,634	-	6



Fittings for copper pipe



Fittings for plastic pipe




Fittings for multilayer pipe



Fittings: chapter 7



Accessories: chapter 2.A



Pre-assembled distribution manifold with two 1/2 drain holes and built-in valves set for thermoelectric adjustment and protection caps.

**CD 3466**

yellow surface	nickel plated	SIZE	OUTLETS N°						
CODE	CODE								
15122402	15122402N	G 1" x (W24x19)	2	TR 91	TP 95	TP 97	0,834	-	15
15122403	15122403N		3	TR 91	TP 95	TP 97	1,146	-	12
15122404	15122404N		4	TR 91	TP 95	TP 97	1,458	-	10
15122405	15122405N		5	TR 91	TP 95	TP 97	1,770	-	9
15122406	15122406N		6	TR 91	TP 95	TP 97	2,082	-	8
15122407	15122407N		7	TR 91	TP 95	TP 97	2,394	-	8
15122408	15122408N		8	TR 91	TP 95	TP 97	2,706	-	8
15122409	15122409N		9	TR 91	TP 95	TP 97	3,018	-	8
15122410	15122410N		10	TR 91	TP 95	TP 97	3,330	-	8
15122411	15122411N		11	TR 91	TP 95	TP 97	3,642	-	8
15122412	15122412N		12	TR 91	TP 95	TP 97	3,954	-	8

**CD 3446**

yellow surface	nickel plated	SIZE	OUTLETS N°						
CODE	CODE								
15122702	15122702N	G 1" x G 3/4 EK	2	TR 91/A	TP 98	TP 99	0,854	-	15
15122703	15122703N		3	TR 91/A	TP 98	TP 99	1,176	-	12
15122704	15122704N		4	TR 91/A	TP 98	TP 99	1,498	-	10
15122705	15122705N		5	TR 91/A	TP 98	TP 99	1,820	-	9
15122706	15122706N		6	TR 91/A	TP 98	TP 99	2,142	-	8
15122707	15122707N		7	TR 91/A	TP 98	TP 99	2,464	-	8
15122708	15122708N		8	TR 91/A	TP 98	TP 99	2,786	-	8
15122709	15122709N		9	TR 91/A	TP 98	TP 99	3,108	-	8
15122710	15122710N		10	TR 91/A	TP 98	TP 99	3,430	-	8
15122711	15122711N		11	TR 91/A	TP 98	TP 99	3,752	-	8
15122712	15122712N		12	TR 91/A	TP 98	TP 99	4,074	-	8

**CD 877**

yellow surface	nickel plated	SIZE	OUTLETS N°						
CODE	CODE								
16122402	16122402N	G 1"1/4 x (W24x19)	2	TR 91	TP 95	TP 97	1,044	-	12
16122403	16122403N		3	TR 91	TP 95	TP 97	1,416	-	10
16122404	16122404N		4	TR 91	TP 95	TP 97	1,788	-	8
16122405	16122405N		5	TR 91	TP 95	TP 97	2,160	-	8
16122406	16122406N		6	TR 91	TP 95	TP 97	2,532	-	6
16122407	16122407N		7	TR 91	TP 95	TP 97	2,904	-	6
16122408	16122408N		8	TR 91	TP 95	TP 97	3,276	-	6
16122409	16122409N		9	TR 91	TP 95	TP 97	3,648	-	6
16122410	16122410N		10	TR 91	TP 95	TP 97	4,020	-	6
16122411	16122411N		11	TR 91	TP 95	TP 97	4,392	-	6
16122412	16122412N		12	TR 91	TP 95	TP 97	4,764	-	6

**CD 878**

yellow surface	nickel plated	SIZE	OUTLETS N°						
CODE	CODE								
16122702	16122702N	G 1"1/4 x G 3/4 EK	2	TR 91/A	TP 98	TP 99	1,064	-	12
16122703	16122703N		3	TR 91/A	TP 98	TP 99	1,446	-	10
16122704	16122704N		4	TR 91/A	TP 98	TP 99	1,828	-	8
16122705	16122705N		5	TR 91/A	TP 98	TP 99	2,210	-	8
16122706	16122706N		6	TR 91/A	TP 98	TP 99	2,592	-	6
16122707	16122707N		7	TR 91/A	TP 98	TP 99	2,974	-	6
16122708	16122708N		8	TR 91/A	TP 98	TP 99	3,356	-	6
16122709	16122709N		9	TR 91/A	TP 98	TP 99	3,738	-	6
16122710	16122710N		10	TR 91/A	TP 98	TP 99	4,120	-	6
16122711	16122711N		11	TR 91/A	TP 98	TP 99	4,502	-	6
16122712	16122712N		12	TR 91/A	TP 98	TP 99	4,884	-	6



Pre-assembled distribution manifold with built-in valves set for thermoelectric adjustment and manual control knob.

**CD 466**

yellow surface	nickel plated								
CODE	CODE	SIZE	OUTLETS N°						
15152402	15152402N	G 1" x (W24x19)	2	TR 91	TP 95	TP 97	0,664	-	10
15152403	15152403N		3	TR 91	TP 95	TP 97	0,986	-	10
15152404	15152404N		4	TR 91	TP 95	TP 97	1,308	-	8
15152405	15152405N		5	TR 91	TP 95	TP 97	1,630	-	8
15152406	15152406N		6	TR 91	TP 95	TP 97	1,952	-	6
15152407	15152407N		7	TR 91	TP 95	TP 97	2,274	-	6
15152408	15152408N		8	TR 91	TP 95	TP 97	2,596	-	6
15152409	15152409N		9	TR 91	TP 95	TP 97	2,918	-	6
15152410	15152410N		10	TR 91	TP 95	TP 97	3,240	-	6
15152411	15152411N		11	TR 91	TP 95	TP 97	3,562	-	6
15152412	15152412N		12	TR 91	TP 95	TP 97	3,884	-	6

**CD 446**

yellow surface	nickel plated								
CODE	CODE	SIZE	OUTLETS N°						
15152702	15152702N	G 1" x G 3/4 EK	2	TR 91/A	TP 98	TP 99	0,684	-	10
15152703	15152703N		3	TR 91/A	TP 98	TP 99	1,016	-	10
15152704	15152704N		4	TR 91/A	TP 98	TP 99	1,348	-	8
15152705	15152705N		5	TR 91/A	TP 98	TP 99	1,680	-	8
15152706	15152706N		6	TR 91/A	TP 98	TP 99	2,012	-	6
15152707	15152707N		7	TR 91/A	TP 98	TP 99	2,344	-	6
15152708	15152708N		8	TR 91/A	TP 98	TP 99	2,676	-	6
15152709	15152709N		9	TR 91/A	TP 98	TP 99	3,008	-	6
15152710	15152710N		10	TR 91/A	TP 98	TP 99	3,340	-	6
15152711	15152711N		11	TR 91/A	TP 98	TP 99	3,672	-	6
15152712	15152712N		12	TR 91/A	TP 98	TP 99	4,004	-	6

**CD 871**

yellow surface	nickel plated								
CODE	CODE	SIZE	OUTLETS N°						
16152402	16152402N	G 1"1/4 x (W24x19)	2	TR 91	TP 95	TP 97	0,814	-	8
16152403	16152403N		3	TR 91	TP 95	TP 97	1,196	-	8
16152404	16152404N		4	TR 91	TP 95	TP 97	1,578	-	6
16152405	16152405N		5	TR 91	TP 95	TP 97	1,960	-	6
16152406	16152406N		6	TR 91	TP 95	TP 97	2,342	-	4
16152407	16152407N		7	TR 91	TP 95	TP 97	2,724	-	4
16152408	16152408N		8	TR 91	TP 95	TP 97	3,106	-	4
16152409	16152409N		9	TR 91	TP 95	TP 97	3,488	-	4
16152410	16152410N		10	TR 91	TP 95	TP 97	3,870	-	4
16152411	16152411N		11	TR 91	TP 95	TP 97	4,252	-	4
16152412	16152412N		12	TR 91	TP 95	TP 97	4,634	-	4

**CD 872**

yellow surface	nickel plated								
CODE	CODE	SIZE	OUTLETS N°						
16152702	16152702N	G 1"1/4 x G 3/4 EK	2	TR 91/A	TP 98	TP 99	0,834	-	8
16152703	16152703N		3	TR 91/A	TP 98	TP 99	1,226	-	8
16152704	16152704N		4	TR 91/A	TP 98	TP 99	1,618	-	6
16152705	16152705N		5	TR 91/A	TP 98	TP 99	2,010	-	6
16152706	16152706N		6	TR 91/A	TP 98	TP 99	2,402	-	4
16152707	16152707N		7	TR 91/A	TP 98	TP 99	2,794	-	4
16152708	16152708N		8	TR 91/A	TP 98	TP 99	3,186	-	4
16152709	16152709N		9	TR 91/A	TP 98	TP 99	3,578	-	4
16152710	16152710N		10	TR 91/A	TP 98	TP 99	3,970	-	4
16152711	16152711N		11	TR 91/A	TP 98	TP 99	4,362	-	4
16152712	16152712N		12	TR 91/A	TP 98	TP 99	4,754	-	4



Fittings for copper pipe



Fittings for plastic pipe




Fittings for multilayer pipe



Fittings: chapter 7









Accessories: chapter 2.A









Pre-assembled distribution manifold with two 1/2 drain holes and built-in valves set for thermoelectric adjustment and manual control knob.







**CD 2466**

yellow surface	nickel plated	SIZE	OUTLETS N°						
CODE	CODE								
15162402	15162402N	G 1" x (W24x19)	2	TR 91	TP 95	TP 97	0,854	-	10
15162403	15162403N		3	TR 91	TP 95	TP 97	1,176	-	8
15162404	15162404N		4	TR 91	TP 95	TP 97	1,498	-	8
15162405	15162405N		5	TR 91	TP 95	TP 97	1,820	-	6
15162406	15162406N		6	TR 91	TP 95	TP 97	2,142	-	6
15162407	15162407N		7	TR 91	TP 95	TP 97	2,464	-	6
15162408	15162408N		8	TR 91	TP 95	TP 97	2,785	-	6
15162409	15162409N		9	TR 91	TP 95	TP 97	3,108	-	6
15162410	15162410N		10	TR 91	TP 95	TP 97	3,430	-	6
15162411	15162411N		11	TR 91	TP 95	TP 97	3,752	-	6
15162412	15162412N		12	TR 91	TP 95	TP 97	4,074	-	6







**CD 2446**

yellow surface	nickel plated	SIZE	OUTLETS N°						
CODE	CODE								
15162702	15162702N	G 1" x G 3/4 EK	2	TR 91/A	TP 98	TP 99	0,874	-	10
15162703	15162703N		3	TR 91/A	TP 98	TP 99	1,206	-	8
15162704	15162704N		4	TR 91/A	TP 98	TP 99	1,538	-	8
15162705	15162705N		5	TR 91/A	TP 98	TP 99	1,870	-	6
15162706	15162706N		6	TR 91/A	TP 98	TP 99	2,202	-	6
15162707	15162707N		7	TR 91/A	TP 98	TP 99	2,534	-	6
15162708	15162708N		8	TR 91/A	TP 98	TP 99	2,866	-	6
15162709	15162709N		9	TR 91/A	TP 98	TP 99	3,198	-	6
15162710	15162710N		10	TR 91/A	TP 98	TP 99	3,530	-	6
15162711	15162711N		11	TR 91/A	TP 98	TP 99	3,862	-	6
15162712	15162712N		12	TR 91/A	TP 98	TP 99	4,194	-	6

**CD 873**

yellow surface	nickel plated	SIZE	OUTLETS N°						
CODE	CODE								
16162402	16162402N	G 1"1/4 x (W24x19)	2	TR 91	TP 95	TP 97	1,064	-	8
16162403	16162403N		3	TR 91	TP 95	TP 97	1,446	-	6
16162404	16162404N		4	TR 91	TP 95	TP 97	1,828	-	6
16162405	16162405N		5	TR 91	TP 95	TP 97	2,210	-	6
16162406	16162406N		6	TR 91	TP 95	TP 97	2,592	-	6
16162407	16162407N		7	TR 91	TP 95	TP 97	2,974	-	6
16162408	16162408N		8	TR 91	TP 95	TP 97	3,356	-	6
16162409	16162409N		9	TR 91	TP 95	TP 97	3,738	-	6
16162410	16162410N		10	TR 91	TP 95	TP 97	4,120	-	6
16162411	16162411N		11	TR 91	TP 95	TP 97	4,502	-	6
16162412	16162412N		12	TR 91	TP 95	TP 97	4,884	-	6

**CD 874**

yellow surface	nickel plated	SIZE	OUTLETS N°						
CODE	CODE								
16162702	16162702N	G 1"1/4 x G 3/4 EK	2	TR 91/A	TP 98	TP 99	1,084	-	8
16162703	16162703N		3	TR 91/A	TP 98	TP 99	1,476	-	6
16162704	16162704N		4	TR 91/A	TP 98	TP 99	1,868	-	6
16162705	16162705N		5	TR 91/A	TP 98	TP 99	2,260	-	6
16162706	16162706N		6	TR 91/A	TP 98	TP 99	2,652	-	6
16162707	16162707N		7	TR 91/A	TP 98	TP 99	3,044	-	6
16162708	16162708N		8	TR 91/A	TP 98	TP 99	3,436	-	6
16162709	16162709N		9	TR 91/A	TP 98	TP 99	3,828	-	6
16162710	16162710N		10	TR 91/A	TP 98	TP 99	4,220	-	6
16162711	16162711N		11	TR 91/A	TP 98	TP 99	4,612	-	6
16162712	16162712N		12	TR 91/A	TP 98	TP 99	5,004	-	6





Pre-assembled distribution manifold with built-in lockshields fit for double regulation.

**CD 449**

yellow surface	nickel plated								
CODE	CODE	SIZE	OUTLETS N°						
15212402	15212402N	G 1" x (W24x19)	2	TR 91	TP 95	TP 97	0,620	-	25
15212403	15212403N		3	TR 91	TP 95	TP 97	0,920	-	20
15212404	15212404N		4	TR 91	TP 95	TP 97	1,220	-	15
15212405	15212405N		5	TR 91	TP 95	TP 97	1,520	-	15
15212406	15212406N		6	TR 91	TP 95	TP 97	1,820	-	10
15212407	15212407N		7	TR 91	TP 95	TP 97	2,120	-	10
15212408	15212408N		8	TR 91	TP 95	TP 97	2,420	-	10
15212409	15212409N		9	TR 91	TP 95	TP 97	2,720	-	10
15212410	15212410N		10	TR 91	TP 95	TP 97	3,020	-	10
15212411	15212411N		11	TR 91	TP 95	TP 97	3,320	-	10
15212412	15212412N		12	TR 91	TP 95	TP 97	3,620	-	10

**CD 448**

yellow surface	nickel plated								
CODE	CODE	SIZE	OUTLETS N°						
15212702	15212702N	G 1" x G 3/4 EK	2	TR 91/A	TP 98	TP 99	0,640	-	25
15212703	15212703N		3	TR 91/A	TP 98	TP 99	0,950	-	20
15212704	15212704N		4	TR 91/A	TP 98	TP 99	1,260	-	15
15212705	15212705N		5	TR 91/A	TP 98	TP 99	1,570	-	15
15212706	15212706N		6	TR 91/A	TP 98	TP 99	1,880	-	10
15212707	15212707N		7	TR 91/A	TP 98	TP 99	2,190	-	10
15212708	15212708N		8	TR 91/A	TP 98	TP 99	2,500	-	10
15212709	15212709N		9	TR 91/A	TP 98	TP 99	2,810	-	10
15212710	15212710N		10	TR 91/A	TP 98	TP 99	3,120	-	10
15212711	15212711N		11	TR 91/A	TP 98	TP 99	3,430	-	10
15212712	15212712N		12	TR 91/A	TP 98	TP 99	3,740	-	10

**CD 879**

yellow surface	nickel plated								
CODE	CODE	SIZE	OUTLETS N°						
16212402	16212402N	G 1"1/4 x (W24x19)	2	TR 91	TP 95	TP 97	0,770	-	15
16212403	16212403N		3	TR 91	TP 95	TP 97	1,130	-	12
16212404	16212404N		4	TR 91	TP 95	TP 97	1,490	-	10
16212405	16212405N		5	TR 91	TP 95	TP 97	1,850	-	10
16212406	16212406N		6	TR 91	TP 95	TP 97	2,210	-	8
16212407	16212407N		7	TR 91	TP 95	TP 97	2,570	-	8
16212408	16212408N		8	TR 91	TP 95	TP 97	2,930	-	8
16212409	16212409N		9	TR 91	TP 95	TP 97	3,290	-	8
16212410	16212410N		10	TR 91	TP 95	TP 97	3,650	-	8
16212411	16212411N		11	TR 91	TP 95	TP 97	4,010	-	8
16212412	16212412N		12	TR 91	TP 95	TP 97	4,370	-	8

**CD 880**

yellow surface	nickel plated								
CODE	CODE	SIZE	OUTLETS N°						
16212702	16212702N	G 1"1/4 x G 3/4 EK	2	TR 91/A	TP 98	TP 99	0,790	-	15
16212703	16212703N		3	TR 91/A	TP 98	TP 99	1,160	-	12
16212704	16212704N		4	TR 91/A	TP 98	TP 99	1,530	-	10
16212705	16212705N		5	TR 91/A	TP 98	TP 99	1,900	-	10
16212706	16212706N		6	TR 91/A	TP 98	TP 99	2,270	-	8
16212707	16212707N		7	TR 91/A	TP 98	TP 99	2,640	-	8
16212708	16212708N		8	TR 91/A	TP 98	TP 99	3,010	-	8
16212709	16212709N		9	TR 91/A	TP 98	TP 99	3,380	-	8
16212710	16212710N		10	TR 91/A	TP 98	TP 99	3,750	-	8
16212711	16212711N		11	TR 91/A	TP 98	TP 99	4,120	-	8
16212712	16212712N		12	TR 91/A	TP 98	TP 99	4,490	-	8



Fittings for copper pipe



Fittings for plastic pipe



Fittings for multilayer pipe



Fittings: chapter 7









Accessories: chapter 2.A











Pre-assembled distribution manifold with 2 1/2" drain holes, with built in lockshields fit for double regulation.







**CD 1449**

yellow surface	nickel plated	SIZE	OUTLETS N°						
CODE	CODE								
15222402	15222402N	G 1" x (W24x19)	2	TR 91	TP 95	TP 97	0,810	-	20
15222403	15222403N		3	TR 91	TP 95	TP 97	1,110	-	15
15222404	15222404N		4	TR 91	TP 95	TP 97	1,410	-	15
15222405	15222405N		5	TR 91	TP 95	TP 97	1,710	-	10
15222406	15222406N		6	TR 91	TP 95	TP 97	2,010	-	10
15222407	15222407N		7	TR 91	TP 95	TP 97	2,310	-	10
15222408	15222408N		8	TR 91	TP 95	TP 97	2,610	-	10
15222409	15222409N		9	TR 91	TP 95	TP 97	2,910	-	10
15222410	15222410N		10	TR 91	TP 95	TP 97	3,210	-	10
15222411	15222411N		11	TR 91	TP 95	TP 97	3,510	-	10
15222412	15222412N		12	TR 91	TP 95	TP 97	3,810	-	10







**CD 1448**

yellow surface	nickel plated	SIZE	OUTLETS N°						
CODE	CODE								
15222702	15222702N	G 1" x G 3/4 EK	2	TR 91/A	TP 98	TP 99	0,830	-	20
15222703	15222703N		3	TR 91/A	TP 98	TP 99	1,140	-	15
15222704	15222704N		4	TR 91/A	TP 98	TP 99	1,450	-	15
15222705	15222705N		5	TR 91/A	TP 98	TP 99	1,760	-	10
15222706	15222706N		6	TR 91/A	TP 98	TP 99	2,070	-	10
15222707	15222707N		7	TR 91/A	TP 98	TP 99	2,380	-	10
15222708	15222708N		8	TR 91/A	TP 98	TP 99	2,690	-	10
15222709	15222709N		9	TR 91/A	TP 98	TP 99	3,000	-	10
15222710	15222710N		10	TR 91/A	TP 98	TP 99	3,310	-	10
15222711	15222711N		11	TR 91/A	TP 98	TP 99	3,620	-	10
15222712	15222712N		12	TR 91/A	TP 98	TP 99	3,930	-	10

**CD 881**

yellow surface	nickel plated	SIZE	OUTLETS N°						
CODE	CODE								
16222402	16222402N	G 1 1/4 x (W24x19)	2	TR 91	TP 95	TP 97	1,020	-	12
16222403	16222403N		3	TR 91	TP 95	TP 97	1,380	-	10
16222404	16222404N		4	TR 91	TP 95	TP 97	1,740	-	10
16222405	16222405N		5	TR 91	TP 95	TP 97	2,100	-	8
16222406	16222406N		6	TR 91	TP 95	TP 97	2,460	-	8
16222407	16222407N		7	TR 91	TP 95	TP 97	2,820	-	6
16222408	16222408N		8	TR 91	TP 95	TP 97	3,180	-	6
16222409	16222409N		9	TR 91	TP 95	TP 97	3,540	-	6
16222410	16222410N		10	TR 91	TP 95	TP 97	3,900	-	6
16222411	16222411N		11	TR 91	TP 95	TP 97	4,260	-	6
16222412	16222412N		12	TR 91	TP 95	TP 97	4,620	-	6

**CD 882**

yellow surface	nickel plated	SIZE	OUTLETS N°						
CODE	CODE								
16222702	16222702N	G 1 1/4 x G 3/4 EK	2	TR 91/A	TP 98	TP 99	1,040	-	12
16222703	16222703N		3	TR 91/A	TP 98	TP 99	1,410	-	10
16222704	16222704N		4	TR 91/A	TP 98	TP 99	1,780	-	10
16222705	16222705N		5	TR 91/A	TP 98	TP 99	2,150	-	8
16222706	16222706N		6	TR 91/A	TP 98	TP 99	2,520	-	8
16222707	16222707N		7	TR 91/A	TP 98	TP 99	2,890	-	6
16222708	16222708N		8	TR 91/A	TP 98	TP 99	3,260	-	6
16222709	16222709N		9	TR 91/A	TP 98	TP 99	3,630	-	6
16222710	16222710N		10	TR 91/A	TP 98	TP 99	4,000	-	6
16222711	16222711N		11	TR 91/A	TP 98	TP 99	4,370	-	6
16222712	16222712N		12	TR 91/A	TP 98	TP 99	4,740	-	6







Pre-assembled distribution manifold with regulator/flow meters.

**CD 1474**

yellow surface	nickel plated	SIZE	OUTLETS N°						
CODE	CODE								
15252402	15252402N	G 1" x (W24x19)	2	TR 91	TP 95	TP 97	0,678	-	18
15252403	15252403N		3	TR 91	TP 95	TP 97	0,992	-	12
15252404	15252404N		4	TR 91	TP 95	TP 97	1,316	-	7
15252405	15252405N		5	TR 91	TP 95	TP 97	1,680	-	7
15252406	15252406N		6	TR 91	TP 95	TP 97	1,984	-	6
15252407	15252407N		7	TR 91	TP 95	TP 97	2,308	-	5
15252408	15252408N		8	TR 91	TP 95	TP 97	2,642	-	4
15252409	15252409N		9	TR 91	TP 95	TP 97	2,956	-	4
15252410	15252410N		10	TR 91	TP 95	TP 97	3,280	-	5
15252411	15252411N		11	TR 91	TP 95	TP 97	3,604	-	5
15252412	15252412N		12	TR 91	TP 95	TP 97	3,908	-	5

**CD 474**

yellow surface	nickel plated	SIZE	OUTLETS N°						
CODE	CODE								
15252702	15252702N	G 1" x G 3/4 EK	2	TR 91/A	TP 98	TP 99	0,688	-	18
15252703	15252703N		3	TR 91/A	TP 98	TP 99	1,007	-	12
15252704	15252704N		4	TR 91/A	TP 98	TP 99	1,336	-	7
15252705	15252705N		5	TR 91/A	TP 98	TP 99	1,705	-	7
15252706	15252706N		6	TR 91/A	TP 98	TP 99	2,014	-	6
15252707	15252707N		7	TR 91/A	TP 98	TP 99	2,343	-	5
15252708	15252708N		8	TR 91/A	TP 98	TP 99	2,682	-	4
15252709	15252709N		9	TR 91/A	TP 98	TP 99	3,008	-	4
15252710	15252710N		10	TR 91/A	TP 98	TP 99	3,330	-	5
15252711	15252711N		11	TR 91/A	TP 98	TP 99	3,659	-	5
15252712	15252712N		12	TR 91/A	TP 98	TP 99	3,968	-	5

**CD 868**

yellow surface	nickel plated	SIZE	OUTLETS N°						
CODE	CODE								
16252402	16252402N	G 1"1/4 x (W24x19)	2	TR 91	TP 95	TP 97	0,854	-	14
16252403	16252403N		3	TR 91	TP 95	TP 97	1,261	-	10
16252404	16252404N		4	TR 91	TP 95	TP 97	1,658	-	6
16252405	16252405N		5	TR 91	TP 95	TP 97	2,055	-	6
16252406	16252406N		6	TR 91	TP 95	TP 97	2,462	-	5
16252407	16252407N		7	TR 91	TP 95	TP 97	2,859	-	5
16252408	16252408N		8	TR 91	TP 95	TP 97	3,236	-	4
16252409	16252409N		9	TR 91	TP 95	TP 97	3,663	-	4
16252410	16252410N		10	TR 91	TP 95	TP 97	4,060	-	5
16252411	16252411N		11	TR 91	TP 95	TP 97	4,497	-	5
16252412	16252412N		12	TR 91	TP 95	TP 97	4,874	-	5

**CD 867**

yellow surface	nickel plated	SIZE	OUTLETS N°						
CODE	CODE								
16252702	16252702N	G 1"1/4 x G 3/4 EK	2	TR 91/A	TP 98	TP 99	0,864	-	14
16252703	16252703N		3	TR 91/A	TP 98	TP 99	1,276	-	10
16252704	16252704N		4	TR 91/A	TP 98	TP 99	1,678	-	6
16252705	16252705N		5	TR 91/A	TP 98	TP 99	2,080	-	6
16252706	16252706N		6	TR 91/A	TP 98	TP 99	2,492	-	5
16252707	16252707N		7	TR 91/A	TP 98	TP 99	2,894	-	5
16252708	16252708N		8	TR 91/A	TP 98	TP 99	3,276	-	4
16252709	16252709N		9	TR 91/A	TP 98	TP 99	3,708	-	4
16252710	16252710N		10	TR 91/A	TP 98	TP 99	4,110	-	5
16252711	16252711N		11	TR 91/A	TP 98	TP 99	4,552	-	5
16252712	16252712N		12	TR 91/A	TP 98	TP 99	4,934	-	5



Fittings for copper pipe



Fittings for plastic pipe




Fittings for multilayer pipe



Fittings: chapter 7



Accessories: chapter 2.A









Drain hole









Pre-assembled distribution manifold with two 1/2" drain holes with regulator/flow meters.







**CD 3474**

yellow surface	nickel plated	SIZE	OUTLETS N°						
CODE	CODE								
15262402	15262402N	G 1" x (W24x19)	2	TR 91	TP 95	TP 97	0,858	-	12
15262403	15262403N		3	TR 91	TP 95	TP 97	1,182	-	7
15262404	15262404N		4	TR 91	TP 95	TP 97	1,546	-	7
15262405	15262405N		5	TR 91	TP 95	TP 97	1,850	-	6
15262406	15262406N		6	TR 91	TP 95	TP 97	2,174	-	5
15262407	15262407N		7	TR 91	TP 95	TP 97	2,508	-	4
15262408	15262408N		8	TR 91	TP 95	TP 97	2,822	-	4
15262409	15262409N		9	TR 91	TP 95	TP 97	3,146	-	5
15262410	15262410N		10	TR 91	TP 95	TP 97	3,470	-	5
15262411	15262411N		11	TR 91	TP 95	TP 97	3,774	-	5
15262412	15262412N		12	TR 91	TP 95	TP 97	4,128	-	4







**CD 2474**

yellow surface	nickel plated	SIZE	OUTLETS N°						
CODE	CODE								
15262702	15262702N	G 1" x G 3/4 EK	2	TR 91/A	TP 98	TP 99	0,868	-	12
15262703	15262703N		3	TR 91/A	TP 98	TP 99	1,197	-	7
15262704	15262704N		4	TR 91/A	TP 98	TP 99	1,566	-	7
15262705	15262705N		5	TR 91/A	TP 98	TP 99	1,875	-	6
15262706	15262706N		6	TR 91/A	TP 98	TP 99	2,204	-	5
15262707	15262707N		7	TR 91/A	TP 98	TP 99	2,543	-	4
15262708	15262708N		8	TR 91/A	TP 98	TP 99	2,862	-	4
15262709	15262709N		9	TR 91/A	TP 98	TP 99	3,191	-	5
15262710	15262710N		10	TR 91/A	TP 98	TP 99	3,520	-	5
15262711	15262711N		11	TR 91/A	TP 98	TP 99	3,829	-	5
15262712	15262712N		12	TR 91/A	TP 98	TP 99	4,188	-	4

**CD 870**

yellow surface	nickel plated	SIZE	OUTLETS N°						
CODE	CODE								
16262402	16262402N	G 1 1/4 x (W24x19)	2	TR 91	TP 95	TP 97	1,114	-	10
16262403	16262403N		3	TR 91	TP 95	TP 97	1,511	-	6
16262404	16262404N		4	TR 91	TP 95	TP 97	1,908	-	6
16262405	16262405N		5	TR 91	TP 95	TP 97	2,315	-	5
16262406	16262406N		6	TR 91	TP 95	TP 97	2,712	-	5
16262407	16262407N		7	TR 91	TP 95	TP 97	3,089	-	4
16262408	16262408N		8	TR 91	TP 95	TP 97	3,516	-	4
16262409	16262409N		9	TR 91	TP 95	TP 97	3,913	-	5
16262410	16262410N		10	TR 91	TP 95	TP 97	4,350	-	5
16262411	16262411N		11	TR 91	TP 95	TP 97	4,727	-	5
16262412	16262412N		12	TR 91	TP 95	TP 97	5,104	-	4

**CD 869**

yellow surface	nickel plated	SIZE	OUTLETS N°						
CODE	CODE								
16262702	16262702N	G 1 1/4 x G 3/4 EK	2	TR 91/A	TP 98	TP 99	1,124	-	10
16262703	16262703N		3	TR 91/A	TP 98	TP 99	1,526	-	6
16262704	16262704N		4	TR 91/A	TP 98	TP 99	1,928	-	6
16262705	16262705N		5	TR 91/A	TP 98	TP 99	2,340	-	5
16262706	16262706N		6	TR 91/A	TP 98	TP 99	2,742	-	5
16262707	16262707N		7	TR 91/A	TP 98	TP 99	3,124	-	4
16262708	16262708N		8	TR 91/A	TP 98	TP 99	3,556	-	4
16262709	16262709N		9	TR 91/A	TP 98	TP 99	3,958	-	5
16262710	16262710N		10	TR 91/A	TP 98	TP 99	4,400	-	5
16262711	16262711N		11	TR 91/A	TP 98	TP 99	4,782	-	5
16262712	16262712N		12	TR 91/A	TP 98	TP 99	5,164	-	4





Pre-assembled distribution manifold with manual valves and aluminium discs indicating connected devices.



**CD 101**

yellow surface		nickel plated		SIZE	OUTLETS N°						
CODE	CODE										
15312402	15312402N	G 1" x (W24x19)	2	TR 91	TP 95	TP 97	0,642	-	24		
15312403	15312403N		3	TR 91	TP 95	TP 97	0,933	-	18		
15312404	15312404N		4	TR 91	TP 95	TP 97	1,244	-	12		
15312405	15312405N		5	TR 91	TP 95	TP 97	1,555	-	10		
15312406	15312406N		6	TR 91	TP 95	TP 97	1,866	-	9		
15312407	15312407N		7	TR 91	TP 95	TP 97	2,177	-	8		
15312408	15312408N		8	TR 91	TP 95	TP 97	2,468	-	8		
15312409	15312409N		9	TR 91	TP 95	TP 97	2,809	-	8		
15312410	15312410N		10	TR 91	TP 95	TP 97	3,090	-	8		
15312411	15312411N		11	TR 91	TP 95	TP 97	3,401	-	8		
15312412	15312412N		12	TR 91	TP 95	TP 97	3,692	-	8		

**CD 100**







yellow surface		nickel plated		SIZE	OUTLETS N°						
CODE	CODE										
15312702	15312702N	G 1" x G 3/4 EK	2	TR 91/A	TP 98	TP 99	0,660	-	24		
15312703	15312703N		3	TR 91/A	TP 98	TP 99	0,960	-	18		
15312704	15312704N		4	TR 91/A	TP 98	TP 99	1,280	-	12		
15312705	15312705N		5	TR 91/A	TP 98	TP 99	1,600	-	10		
15312706	15312706N		6	TR 91/A	TP 98	TP 99	1,920	-	9		
15312707	15312707N		7	TR 91/A	TP 98	TP 99	2,240	-	8		
15312708	15312708N		8	TR 91/A	TP 98	TP 99	2,540	-	8		
15312709	15312709N		9	TR 91/A	TP 98	TP 99	2,890	-	8		
15312710	15312710N		10	TR 91/A	TP 98	TP 99	3,180	-	8		
15312711	15312711N		11	TR 91/A	TP 98	TP 99	3,500	-	8		
15312712	15312712N		12	TR 91/A	TP 98	TP 99	3,800	-	8		









Distribution manifold consisting of:

- 2 manifolds with pre-assembled RD900 fittings
- 2 metal brackets.







**CD 3459**

yellow surface	nickel plated	SIZE	OUTLETS N°						
CODE	CODE								
15412402	15412402N	G 1" x (W24x19)	2	TR 91	TP 95	TP 97	1,512	1	-
15412403	15412403N		3	TR 91	TP 95	TP 97	2,008	1	-
15412404	15412404N		4	TR 91	TP 95	TP 97	2,504	1	-
15412405	15412405N		5	TR 91	TP 95	TP 97	3,000	1	-
15412406	15412406N		6	TR 91	TP 95	TP 97	3,496	1	-
15412407	15412407N		7	TR 91	TP 95	TP 97	3,992	1	-
15412408	15412408N		8	TR 91	TP 95	TP 97	4,488	1	-
15412409	15412409N		9	TR 91	TP 95	TP 97	4,984	1	-
15412410	15412410N		10	TR 91	TP 95	TP 97	5,480	1	-
15412411	15412411N		11	TR 91	TP 95	TP 97	5,976	1	-
15412412	15412412N		12	TR 91	TP 95	TP 97	6,472	1	-







**CD 3461**


yellow surface	nickel plated	SIZE	OUTLETS N°						
CODE	CODE								
15412702	15412702N	G 1" x G 3/4 EK	2	TR 91/A	TP 98	TP 99	1,560	1	-
15412703	15412703N		3	TR 91/A	TP 98	TP 99	2,080	1	-
15412704	15412704N		4	TR 91/A	TP 98	TP 99	2,600	1	-
15412705	15412705N		5	TR 91/A	TP 98	TP 99	3,130	1	-
15412706	15412706N		6	TR 91/A	TP 98	TP 99	3,640	1	-
15412707	15412707N		7	TR 91/A	TP 98	TP 99	4,160	1	-
15412708	15412708N		8	TR 91/A	TP 98	TP 99	4,680	1	-
15412709	15412709N		9	TR 91/A	TP 98	TP 99	5,200	1	-
15412710	15412710N		10	TR 91/A	TP 98	TP 99	5,720	1	-
15412711	15412711N		11	TR 91/A	TP 98	TP 99	6,240	1	-
15412712	15412712N		12	TR 91/A	TP 98	TP 99	6,760	1	-

**CD 3862**

yellow surface	nickel plated	SIZE	OUTLETS N°						
CODE	CODE								
16412402	16412402N	G 1 1/4 x (W24x19)	2	TR 91	TP 95	TP 97	1,912	1	-
16412403	16412403N		3	TR 91	TP 95	TP 97	2,540	1	-
16412404	16412404N		4	TR 91	TP 95	TP 97	3,164	1	-
16412405	16412405N		5	TR 91	TP 95	TP 97	3,792	1	-
16412406	16412406N		6	TR 91	TP 95	TP 97	4,416	1	-
16412407	16412407N		7	TR 91	TP 95	TP 97	5,044	1	-
16412408	16412408N		8	TR 91	TP 95	TP 97	5,680	1	-
16412409	16412409N		9	TR 91	TP 95	TP 97	6,296	1	-
16412410	16412410N		10	TR 91	TP 95	TP 97	6,920	1	-
16412411	16412411N		11	TR 91	TP 95	TP 97	7,548	1	-
16412412	16412412N		12	TR 91	TP 95	TP 97	8,172	1	-

**CD 3864**

yellow surface	nickel plated	SIZE	OUTLETS N°						
CODE	CODE								
16412702	16412702N	G 1 1/4 x G 3/4 EK	2	TR 91/A	TP 98	TP 99	1,960	1	-
16412703	16412703N		3	TR 91/A	TP 98	TP 99	2,618	1	-
16412704	16412704N		4	TR 91/A	TP 98	TP 99	3,260	1	-
16412705	16412705N		5	TR 91/A	TP 98	TP 99	3,912	1	-
16412706	16412706N		6	TR 91/A	TP 98	TP 99	4,560	1	-
16412707	16412707N		7	TR 91/A	TP 98	TP 99	5,212	1	-
16412708	16412708N		8	TR 91/A	TP 98	TP 99	5,860	1	-
16412709	16412709N		9	TR 91/A	TP 98	TP 99	6,512	1	-
16412710	16412710N		10	TR 91/A	TP 98	TP 99	7,160	1	-
16412711	16412711N		11	TR 91/A	TP 98	TP 99	7,812	1	-
16412712	16412712N		12	TR 91/A	TP 98	TP 99	8,460	1	-



Distribution manifold with 2 1/2" drain holes consisting of:

- 2 manifolds with pre-assembled RD900 fittings
- 2 metal brackets.



**CD 3460**

yellow surface	nickel plated	SIZE	OUTLETS N°	TR 91	TP 95	TP 97	kg	📦	📦
CODE	CODE								
15422402	15422402N	G 1" x (W24x19)	2	TR 91	TP 95	TP 97	1,450	1	-
15422403	15422403N		3	TR 91	TP 95	TP 97	1,946	1	-
15422404	15422404N		4	TR 91	TP 95	TP 97	2,442	1	-
15422405	15422405N		5	TR 91	TP 95	TP 97	2,938	1	-
15422406	15422406N		6	TR 91	TP 95	TP 97	3,434	1	-
15422407	15422407N		7	TR 91	TP 95	TP 97	3,930	1	-
15422408	15422408N		8	TR 91	TP 95	TP 97	4,426	1	-
15422409	15422409N		9	TR 91	TP 95	TP 97	4,922	1	-
15422410	15422410N		10	TR 91	TP 95	TP 97	5,418	1	-
15422411	15422411N		11	TR 91	TP 95	TP 97	5,914	1	-
15422412	15422412N		12	TR 91	TP 95	TP 97	6,410	1	-

**CD 3462**


yellow surface	nickel plated	SIZE	OUTLETS N°	TR 91/A	TP 98	TP 99	kg	📦	📦
CODE	CODE								
15422702	15422702N	G 1" x G 3/4 EK	2	TR 91/A	TP 98	TP 99	1,489	1	-
15422703	15422703N		3	TR 91/A	TP 98	TP 99	2,009	1	-
15422704	15422704N		4	TR 91/A	TP 98	TP 99	2,529	1	-
15422705	15422705N		5	TR 91/A	TP 98	TP 99	3,049	1	-
15422706	15422706N		6	TR 91/A	TP 98	TP 99	3,569	1	-
15422707	15422707N		7	TR 91/A	TP 98	TP 99	4,089	1	-
15422708	15422708N		8	TR 91/A	TP 98	TP 99	4,609	1	-
15422709	15422709N		9	TR 91/A	TP 98	TP 99	5,129	1	-
15422710	15422710N		10	TR 91/A	TP 98	TP 99	5,649	1	-
15422711	15422711N		11	TR 91/A	TP 98	TP 99	6,169	1	-
15422712	15422712N		12	TR 91/A	TP 98	TP 99	6,689	1	-

**CD 3863**

yellow surface	nickel plated	SIZE	OUTLETS N°	TR 91	TP 95	TP 97	kg	📦	📦
CODE	CODE								
16422402	16422402N	G 1"1/4 x (W24x19)	2	TR 91	TP 95	TP 97	1,850	1	-
16422403	16422403N		3	TR 91	TP 95	TP 97	2,478	1	-
16422404	16422404N		4	TR 91	TP 95	TP 97	3,102	1	-
16422405	16422405N		5	TR 91	TP 95	TP 97	3,730	1	-
16422406	16422406N		6	TR 91	TP 95	TP 97	4,354	1	-
16422407	16422407N		7	TR 91	TP 95	TP 97	4,982	1	-
16422408	16422408N		8	TR 91	TP 95	TP 97	5,606	1	-
16422409	16422409N		9	TR 91	TP 95	TP 97	6,234	1	-
16422410	16422410N		10	TR 91	TP 95	TP 97	6,858	1	-
16422411	16422411N		11	TR 91	TP 95	TP 97	7,486	1	-
16422412	16422412N		12	TR 91	TP 95	TP 97	8,110	1	-

**CD 3865**







yellow surface	nickel plated	SIZE	OUTLETS N°	TR 91/A	TP 98	TP 99	kg	📦	📦
CODE	CODE								
16422702	16422702N	G 1"1/4 x G 3/4 EK	2	TR 91/A	TP 98	TP 99	1,889	1	-
16422703	16422703N		3	TR 91/A	TP 98	TP 99	2,547	1	-
16422704	16422704N		4	TR 91/A	TP 98	TP 99	3,189	1	-
16422705	16422705N		5	TR 91/A	TP 98	TP 99	3,841	1	-
16422706	16422706N		6	TR 91/A	TP 98	TP 99	4,489	1	-
16422707	16422707N		7	TR 91/A	TP 98	TP 99	5,141	1	-
16422708	16422708N		8	TR 91/A	TP 98	TP 99	5,789	1	-
16422709	16422709N		9	TR 91/A	TP 98	TP 99	6,441	1	-
16422710	16422710N		10	TR 91/A	TP 98	TP 99	7,089	1	-
16422711	16422711N		11	TR 91/A	TP 98	TP 99	7,741	1	-
16422712	16422712N		12	TR 91/A	TP 98	TP 99	8,389	1	-









Pre-assembled distribution manifold consisting of:

- 1 return manifold with built-in valves set for thermoelectric adjustment and protection caps
- 1 inlet manifold with built in lockshields fit for double regulation
- 2 metal brackets.







**CD 2465**

yellow surface	nickel plated	SIZE	OUTLETS N°						
CODE	CODE								
15512402	15512402N	G 1" x (W24x19)	2	TR 91	TP 95	TP 97	1,830	1	-
15512403	15512403N		3	TR 91	TP 95	TP 97	2,442	1	-
15512404	15512404N		4	TR 91	TP 95	TP 97	3,053	1	-
15512405	15512405N		5	TR 91	TP 95	TP 97	3,665	1	-
15512406	15512406N		6	TR 91	TP 95	TP 97	4,278	1	-
15512407	15512407N		7	TR 91	TP 95	TP 97	4,890	1	-
15512408	15512408N		8	TR 91	TP 95	TP 97	5,502	1	-
15512409	15512409N		9	TR 91	TP 95	TP 97	6,114	1	-
15512410	15512410N		10	TR 91	TP 95	TP 97	6,726	1	-
15512411	15512411N		11	TR 91	TP 95	TP 97	7,338	1	-
15512412	15512412N		12	TR 91	TP 95	TP 97	7,950	1	-
15512413	15512413N		13	TR 91	TP 95	TP 97	8,562	1	-







**CD 2468**

yellow surface	nickel plated	SIZE	OUTLETS N°						
CODE	CODE								
15512702	15512702N	G 1" x G 3/4 EK	2	TR 91/A	TP 98	TP 99	1,870	1	-
15512703	15512703N		3	TR 91/A	TP 98	TP 99	2,502	1	-
15512704	15512704N		4	TR 91/A	TP 98	TP 99	3,134	1	-
15512705	15512705N		5	TR 91/A	TP 98	TP 99	3,766	1	-
15512706	15512706N		6	TR 91/A	TP 98	TP 99	4,398	1	-
15512707	15512707N		7	TR 91/A	TP 98	TP 99	5,030	1	-
15512708	15512708N		8	TR 91/A	TP 98	TP 99	5,662	1	-
15512709	15512709N		9	TR 91/A	TP 98	TP 99	6,294	1	-
15512710	15512710N		10	TR 91/A	TP 98	TP 99	6,926	1	-
15512711	15512711N		11	TR 91/A	TP 98	TP 99	7,558	1	-
15512712	15512712N		12	TR 91/A	TP 98	TP 99	8,190	1	-
15512713	15512713N		13	TR 91/A	TP 98	TP 99	8,822	1	-


**CD 2865**

yellow surface	nickel plated	SIZE	OUTLETS N°						
CODE	CODE								
16512402	16512402N	G 1 1/4 x (W24x19)	2	TR 91	TP 95	TP 97	2,174	1	-
16512403	16512403N		3	TR 91	TP 95	TP 97	2,906	1	-
16512404	16512404N		4	TR 91	TP 95	TP 97	3,638	1	-
16512405	16512405N		5	TR 91	TP 95	TP 97	4,370	1	-
16512406	16512406N		6	TR 91	TP 95	TP 97	5,102	1	-
16512407	16512407N		7	TR 91	TP 95	TP 97	5,834	1	-
16512408	16512408N		8	TR 91	TP 95	TP 97	6,566	1	-
16512409	16512409N		9	TR 91	TP 95	TP 97	7,298	1	-
16512410	16512410N		10	TR 91	TP 95	TP 97	8,030	1	-
16512411	16512411N		11	TR 91	TP 95	TP 97	8,762	1	-
16512412	16512412N		12	TR 91	TP 95	TP 97	9,494	1	-
16512413	16512413N		13	TR 91	TP 95	TP 97	10,226	1	-

**CD 2868**

yellow surface	nickel plated	SIZE	OUTLETS N°						
CODE	CODE								
16512702	16512702N	G 1 1/4 x G 3/4 EK	2	TR 91/A	TP 98	TP 99	2,214	1	-
16512703	16512703N		3	TR 91/A	TP 98	TP 99	2,966	1	-
16512704	16512704N		4	TR 91/A	TP 98	TP 99	3,718	1	-
16512705	16512705N		5	TR 91/A	TP 98	TP 99	4,470	1	-
16512706	16512706N		6	TR 91/A	TP 98	TP 99	5,222	1	-
16512707	16512707N		7	TR 91/A	TP 98	TP 99	5,974	1	-
16512708	16512708N		8	TR 91/A	TP 98	TP 99	6,726	1	-
16512709	16512709N		9	TR 91/A	TP 98	TP 99	7,478	1	-
16512710	16512710N		10	TR 91/A	TP 98	TP 99	8,230	1	-
16512711	16512711N		11	TR 91/A	TP 98	TP 99	8,982	1	-
16512712	16512712N		12	TR 91/A	TP 98	TP 99	9,734	1	-
16512713	16512713N		13	TR 91/A	TP 98	TP 99	10,486	1	-





Pre-assembled distribution manifold with two 1/2 drain holes consisting of:

- 1 return manifold with built-in valves set for thermoelectric adjustment and protection caps
- 1 inlet manifold with built-in lockshields fit for double regulation
- 2 metal brackets.

**CD 2467**

yellow surface	nickel plated	SIZE	OUTLETS N°						
CODE	CODE								
15522402	15522402N	G 1" x (W24x19)	2	TR 91	TP 95	TP 97	2,210	1	-
15522403	15522403N		3	TR 91	TP 95	TP 97	2,822	1	-
15522404	15522404N		4	TR 91	TP 95	TP 97	3,434	1	-
15522405	15522405N		5	TR 91	TP 95	TP 97	4,046	1	-
15522406	15522406N		6	TR 91	TP 95	TP 97	4,658	1	-
15522407	15522407N		7	TR 91	TP 95	TP 97	5,270	1	-
15522408	15522408N		8	TR 91	TP 95	TP 97	5,882	1	-
15522409	15522409N		9	TR 91	TP 95	TP 97	6,494	1	-
15522410	15522410N		10	TR 91	TP 95	TP 97	7,106	1	-
15522411	15522411N		11	TR 91	TP 95	TP 97	7,718	1	-
15522412	15522412N		12	TR 91	TP 95	TP 97	8,330	1	-

**CD 2469**

yellow surface	nickel plated	SIZE	OUTLETS N°						
CODE	CODE								
15522702	15522702N	G 1" x G 3/4 EK	2	TR 91/A	TP 98	TP 99	2,250	1	-
15522703	15522703N		3	TR 91/A	TP 98	TP 99	2,882	1	-
15522704	15522704N		4	TR 91/A	TP 98	TP 99	3,514	1	-
15522705	15522705N		5	TR 91/A	TP 98	TP 99	4,146	1	-
15522706	15522706N		6	TR 91/A	TP 98	TP 99	4,778	1	-
15522707	15522707N		7	TR 91/A	TP 98	TP 99	5,410	1	-
15522708	15522708N		8	TR 91/A	TP 98	TP 99	6,042	1	-
15522709	15522709N		9	TR 91/A	TP 98	TP 99	6,674	1	-
15522710	15522710N		10	TR 91/A	TP 98	TP 99	7,306	1	-
15522711	15522711N		11	TR 91/A	TP 98	TP 99	7,938	1	-
15522712	15522712N		12	TR 91/A	TP 98	TP 99	8,570	1	-

**CD 2867**

yellow surface	nickel plated	SIZE	OUTLETS N°						
CODE	CODE								
16522402	16522402N	G 1"1/4 x (W24x19)	2	TR 91	TP 95	TP 97	2,674	1	-
16522403	16522403N		3	TR 91	TP 95	TP 97	3,406	1	-
16522404	16522404N		4	TR 91	TP 95	TP 97	4,138	1	-
16522405	16522405N		5	TR 91	TP 95	TP 97	4,870	1	-
16522406	16522406N		6	TR 91	TP 95	TP 97	5,602	1	-
16522407	16522407N		7	TR 91	TP 95	TP 97	6,334	1	-
16522408	16522408N		8	TR 91	TP 95	TP 97	7,066	1	-
16522409	16522409N		9	TR 91	TP 95	TP 97	7,798	1	-
16522410	16522410N		10	TR 91	TP 95	TP 97	8,530	1	-
16522411	16522411N		11	TR 91	TP 95	TP 97	9,262	1	-
16522412	16522412N		12	TR 91	TP 95	TP 97	9,994	1	-

**CD 2869**

yellow surface	nickel plated	SIZE	OUTLETS N°						
CODE	CODE								
16522702	16522702	G 1"1/4 x G 3/4 EK	2	TR 91/A	TP 98	TP 99	2,714	1	-
16522703	16522703		3	TR 91/A	TP 98	TP 99	3,466	1	-
16522704	16522704		4	TR 91/A	TP 98	TP 99	4,218	1	-
16522705	16522705		5	TR 91/A	TP 98	TP 99	4,970	1	-
16522706	16522706		6	TR 91/A	TP 98	TP 99	5,722	1	-
16522707	16522707		7	TR 91/A	TP 98	TP 99	6,474	1	-
16522708	16522708		8	TR 91/A	TP 98	TP 99	7,226	1	-
16522709	16522709		9	TR 91/A	TP 98	TP 99	7,978	1	-
16522710	16522710		10	TR 91/A	TP 98	TP 99	8,730	1	-
16522711	16522711		11	TR 91/A	TP 98	TP 99	9,482	1	-
16522712	16522712		12	TR 91/A	TP 98	TP 99	10,234	1	-



Fittings for copper pipe



Fittings for plastic pipe



Fittings for multilayer pipe




Fittings: chapter 7



Accessories: chapter 2.A

















Pre-assembled distribution manifold consisting of:

- 1 return manifold with built-in valves set for thermoelectric adjustment and manual control knob
- 1 inlet manifold with built in lockshields fit for double regulation
- 2 metal brackets.







**CD 465**

yellow surface	nickel plated								
CODE	CODE	SIZE	OUTLETS N°						
15552402	15552402N	G 1" x (W24x19)	2	TR 91	TP 95	TP 97	1,850	1	-
15552403	15552403N		3	TR 91	TP 95	TP 97	2,472	1	-
15552404	15552404N		4	TR 91	TP 95	TP 97	3,094	1	-
15552405	15552405N		5	TR 91	TP 95	TP 97	3,716	1	-
15552406	15552406N		6	TR 91	TP 95	TP 97	4,338	1	-
15552407	15552407N		7	TR 91	TP 95	TP 97	4,960	1	-
15552408	15552408N		8	TR 91	TP 95	TP 97	5,582	1	-
15552409	15552409N		9	TR 91	TP 95	TP 97	6,204	1	-
15552410	15552410N		10	TR 91	TP 95	TP 97	6,826	1	-
15552411	15552411N		11	TR 91	TP 95	TP 97	7,448	1	-
15552412	15552412N		12	TR 91	TP 95	TP 97	8,070	1	-
15552413	15552413N		13	TR 91	TP 95	TP 97	8,692	1	-







**CD 468**

yellow surface	nickel plated								
CODE	CODE	SIZE	OUTLETS N°						
15552702	15552702N	G 1" x G 3/4 EK	2	TR 91/A	TP 98	TP 99	1,890	1	-
15552703	15552703N		3	TR 91/A	TP 98	TP 99	2,532	1	-
15552704	15552704N		4	TR 91/A	TP 98	TP 99	3,174	1	-
15552705	15552705N		5	TR 91/A	TP 98	TP 99	3,816	1	-
15552706	15552706N		6	TR 91/A	TP 98	TP 99	4,458	1	-
15552707	15552707N		7	TR 91/A	TP 98	TP 99	5,100	1	-
15552708	15552708N		8	TR 91/A	TP 98	TP 99	5,742	1	-
15552709	15552709N		9	TR 91/A	TP 98	TP 99	6,384	1	-
15552710	15552710N		10	TR 91/A	TP 98	TP 99	7,026	1	-
15552711	15552711N		11	TR 91/A	TP 98	TP 99	7,668	1	-
15552712	15552712N		12	TR 91/A	TP 98	TP 99	8,310	1	-
15552713	15552713N		13	TR 91/A	TP 98	TP 99	8,952	1	-

**CD 1865**


yellow surface	nickel plated								
CODE	CODE	SIZE	OUTLETS N°						
16552402	16552402N	G 1 1/4 x (W24x19)	2	TR 91	TP 95	TP 97	2,194	1	-
16552403	16552403N		3	TR 91	TP 95	TP 97	2,936	1	-
16552404	16552404N		4	TR 91	TP 95	TP 97	3,678	1	-
16552405	16552405N		5	TR 91	TP 95	TP 97	4,420	1	-
16552406	16552406N		6	TR 91	TP 95	TP 97	5,162	1	-
16552407	16552407N		7	TR 91	TP 95	TP 97	5,904	1	-
16552408	16552408N		8	TR 91	TP 95	TP 97	6,646	1	-
16552409	16552409N		9	TR 91	TP 95	TP 97	7,388	1	-
16552410	16552410N		10	TR 91	TP 95	TP 97	8,130	1	-
16552411	16552411N		11	TR 91	TP 95	TP 97	8,872	1	-
16552412	16552412N		12	TR 91	TP 95	TP 97	9,614	1	-
16552413	16552413N		13	TR 91	TP 95	TP 97	10,356	1	-

**CD 1868**

yellow surface	nickel plated								
CODE	CODE	SIZE	OUTLETS N°						
16552702	16552702N	G 1 1/4 x G 3/4 EK	2	TR 91/A	TP 98	TP 99	2,234	1	-
16552703	16552703N		3	TR 91/A	TP 98	TP 99	2,996	1	-
16552704	16552704N		4	TR 91/A	TP 98	TP 99	3,758	1	-
16552705	16552705N		5	TR 91/A	TP 98	TP 99	4,520	1	-
16552706	16552706N		6	TR 91/A	TP 98	TP 99	5,282	1	-
16552707	16552707N		7	TR 91/A	TP 98	TP 99	6,044	1	-
16552708	16552708N		8	TR 91/A	TP 98	TP 99	6,806	1	-
16552709	16552709N		9	TR 91/A	TP 98	TP 99	7,568	1	-
16552710	16552710N		10	TR 91/A	TP 98	TP 99	8,330	1	-
16552711	16552711N		11	TR 91/A	TP 98	TP 99	9,092	1	-
16552712	16552712N		12	TR 91/A	TP 98	TP 99	9,854	1	-
16552713	16552713N		13	TR 91/A	TP 98	TP 99	10,616	1	-







Pre-assembled distribution manifold with two 1/2 drain holes consisting of:

- 1 return manifold with built-in valves set for thermoelectric adjustment and manual control knob
- 1 inlet manifold with built-in lockshields fit for double regulation
- 2 metal brackets.

**CD 467**

yellow surface	nickel plated	SIZE	OUTLETS N°						
CODE	CODE								
15562402	15562402N	G 1" x (W24x19)	2	TR 91	TP 95	TP 97	2,230	1	-
15562403	15562403N		3	TR 91	TP 95	TP 97	2,852	1	-
15562404	15562404N		4	TR 91	TP 95	TP 97	3,474	1	-
15562405	15562405N		5	TR 91	TP 95	TP 97	4,096	1	-
15562406	15562406N		6	TR 91	TP 95	TP 97	4,718	1	-
15562407	15562407N		7	TR 91	TP 95	TP 97	5,340	1	-
15562408	15562408N		8	TR 91	TP 95	TP 97	5,962	1	-
15562409	15562409N		9	TR 91	TP 95	TP 97	6,584	1	-
15562410	15562410N		10	TR 91	TP 95	TP 97	7,206	1	-
15562411	15562411N		11	TR 91	TP 95	TP 97	7,828	1	-
15562412	15562412N		12	TR 91	TP 95	TP 97	8,450	1	-

**CD 469**

yellow surface	nickel plated	SIZE	OUTLETS N°						
CODE	CODE								
15562702	15562702N	G 1" x G 3/4 EK	2	TR 91/A	TP 98	TP 99	2,270	1	-
15562703	15562703N		3	TR 91/A	TP 98	TP 99	2,912	1	-
15562704	15562704N		4	TR 91/A	TP 98	TP 99	3,554	1	-
15562705	15562705N		5	TR 91/A	TP 98	TP 99	4,196	1	-
15562706	15562706N		6	TR 91/A	TP 98	TP 99	4,838	1	-
15562707	15562707N		7	TR 91/A	TP 98	TP 99	5,480	1	-
15562708	15562708N		8	TR 91/A	TP 98	TP 99	6,122	1	-
15562709	15562709N		9	TR 91/A	TP 98	TP 99	6,764	1	-
15562710	15562710N		10	TR 91/A	TP 98	TP 99	7,406	1	-
15562711	15562711N		11	TR 91/A	TP 98	TP 99	8,048	1	-
15562712	15562712N		12	TR 91/A	TP 98	TP 99	8,690	1	-

**CD 1867**

yellow surface	nickel plated	SIZE	OUTLETS N°						
CODE	CODE								
16562402	16562402N	G 1 1/4 x (W24x19)	2	TR 91	TP 95	TP 97	2,694	1	-
16562403	16562403N		3	TR 91	TP 95	TP 97	3,436	1	-
16562404	16562404N		4	TR 91	TP 95	TP 97	4,178	1	-
16562405	16562405N		5	TR 91	TP 95	TP 97	4,920	1	-
16562406	16562406N		6	TR 91	TP 95	TP 97	5,662	1	-
16562407	16562407N		7	TR 91	TP 95	TP 97	6,404	1	-
16562408	16562408N		8	TR 91	TP 95	TP 97	7,146	1	-
16562409	16562409N		9	TR 91	TP 95	TP 97	7,888	1	-
16562410	16562410N		10	TR 91	TP 95	TP 97	8,630	1	-
16562411	16562411N		11	TR 91	TP 95	TP 97	9,372	1	-
16562412	16562412N		12	TR 91	TP 95	TP 97	10,114	1	-

**CD 1869**

yellow surface	nickel plated	SIZE	OUTLETS N°						
CODE	CODE								
16562702	16562702N	G 1 1/4 x G 3/4 EK	2	TR 91/A	TP 98	TP 99	2,734	1	-
16562703	16562703N		3	TR 91/A	TP 98	TP 99	3,496	1	-
16562704	16562704N		4	TR 91/A	TP 98	TP 99	4,258	1	-
16562705	16562705N		5	TR 91/A	TP 98	TP 99	5,020	1	-
16562706	16562706N		6	TR 91/A	TP 98	TP 99	5,782	1	-
16562707	16562707N		7	TR 91/A	TP 98	TP 99	6,544	1	-
16562708	16562708N		8	TR 91/A	TP 98	TP 99	7,306	1	-
16562709	16562709N		9	TR 91/A	TP 98	TP 99	8,068	1	-
16562710	16562710N		10	TR 91/A	TP 98	TP 99	8,830	1	-
16562711	16562711N		11	TR 91/A	TP 98	TP 99	9,592	1	-
16562712	16562712N		12	TR 91/A	TP 98	TP 99	10,354	1	-



Fittings for copper pipe



Fittings for plastic pipe




Fittings for multilayer pipe



Fittings: chapter 7









Accessories: chapter 2.A









Pre-assembled distribution manifold consisting of:

- 1 return manifold with built-in valves set for thermoelectric adjustment and protection caps
- 1 inlet manifold with regulator/flow meters
- 2 metal brackets.







**CD 2478**

yellow surface	nickel plated	CODE	SIZE	OUTLETS N°						
CODE	CODE									
15612402	15612402N	G 1" x (W24x19)	2	TR 91	TP 95	TP 97	1,562	1	-	
15612403	15612403N		3	TR 91	TP 95	TP 97	2,188	1	-	
15612404	15612404N		4	TR 91	TP 95	TP 97	2,824	1	-	
15612405	15612405N		5	TR 91	TP 95	TP 97	3,500	1	-	
15612406	15612406N		6	TR 91	TP 95	TP 97	4,116	1	-	
15612407	15612407N		7	TR 91	TP 95	TP 97	4,752	1	-	
15612408	15612408N		8	TR 91	TP 95	TP 97	5,398	1	-	
15612409	15612409N		9	TR 91	TP 95	TP 97	6,024	1	-	
15612410	15612410N		10	TR 91	TP 95	TP 97	6,660	1	-	
15612411	15612411N		11	TR 91	TP 95	TP 97	7,296	1	-	
15612412	15612412N		12	TR 91	TP 95	TP 97	7,912	1	-	
15612413	15612413N		13	TR 91	TP 95	TP 97	8,528	1	-	







**CD 2473**

yellow surface	nickel plated	CODE	SIZE	OUTLETS N°						
CODE	CODE									
15612702	15612702N	G 1" x G 3/4 EK	2	TR 91/A	TP 98	TP 99	1,592	1	-	
15612703	15612703N		3	TR 91/A	TP 98	TP 99	2,233	1	-	
15612704	15612704N		4	TR 91/A	TP 98	TP 99	2,884	1	-	
15612705	15612705N		5	TR 91/A	TP 98	TP 99	3,575	1	-	
15612706	15612706N		6	TR 91/A	TP 98	TP 99	4,206	1	-	
15612707	15612707N		7	TR 91/A	TP 98	TP 99	4,857	1	-	
15612708	15612708N		8	TR 91/A	TP 98	TP 99	5,518	1	-	
15612709	15612709N		9	TR 91/A	TP 98	TP 99	6,159	1	-	
15612710	15612710N		10	TR 91/A	TP 98	TP 99	6,810	1	-	
15612711	15612711N		11	TR 91/A	TP 98	TP 99	7,461	1	-	
15612712	15612712N		12	TR 91/A	TP 98	TP 99	8,092	1	-	
15612713	15612713N		13	TR 91/A	TP 98	TP 99	8,723	1	-	


**CD 2878**

yellow surface	nickel plated	CODE	SIZE	OUTLETS N°						
CODE	CODE									
16612402	16612402N	G 1 1/4 x (W24x19)	2	TR 91	TP 95	TP 97	1,928	1	-	
16612403	16612403N		3	TR 91	TP 95	TP 97	2,707	1	-	
16612404	16612404N		4	TR 91	TP 95	TP 97	3,476	1	-	
16612405	16612405N		5	TR 91	TP 95	TP 97	4,295	1	-	
16612406	16612406N		6	TR 91	TP 95	TP 97	5,024	1	-	
16612407	16612407N		7	TR 91	TP 95	TP 97	5,793	1	-	
16612408	16612408N		8	TR 91	TP 95	TP 97	6,542	1	-	
16612409	16612409N		9	TR 91	TP 95	TP 97	7,341	1	-	
16612410	16612410N		10	TR 91	TP 95	TP 97	8,110	1	-	
16612411	16612411N		11	TR 91	TP 95	TP 97	9,189	1	-	
16612412	16612412N		12	TR 91	TP 95	TP 97	9,668	1	-	
16612413	16612413N		13	TR 91	TP 95	TP 97	10,147	1	-	

**CD 2873**

yellow surface	nickel plated	CODE	SIZE	OUTLETS N°						
CODE	CODE									
16612702	16612702N	G 1 1/4 x G 3/4 EK	2	TR 91/A	TP 98	TP 99	1,958	1	-	
16612703	16612703N		3	TR 91/A	TP 98	TP 99	2,752	1	-	
16612704	16612704N		4	TR 91/A	TP 98	TP 99	3,536	1	-	
16612705	16612705N		5	TR 91/A	TP 98	TP 99	4,320	1	-	
16612706	16612706N		6	TR 91/A	TP 98	TP 99	5,114	1	-	
16612707	16612707N		7	TR 91/A	TP 98	TP 99	5,898	1	-	
16612708	16612708N		8	TR 91/A	TP 98	TP 99	6,662	1	-	
16612709	16612709N		9	TR 91/A	TP 98	TP 99	7,476	1	-	
16612710	16612710N		10	TR 91/A	TP 98	TP 99	8,260	1	-	
16612711	16612711N		11	TR 91/A	TP 98	TP 99	9,084	1	-	
16612712	16612712N		12	TR 91/A	TP 98	TP 99	9,848	1	-	
16612713	16612713N		13	TR 91/A	TP 98	TP 99	10,612	1	-	





Pre-assembled distribution manifold with 2 1/2" drain holes consisting of:

- 1 return manifold with built-in valves set for thermoelectric adjustment and protection caps
- 1 inlet manifold with regulator/flow meters
- 2 metal brackets.

**CD 2479**

yellow surface	nickel plated	SIZE	OUTLETS N°						
CODE	CODE								
15622402	15622402N	G 1" x (W24x19)	2	TR 91	TP 95	TP 97	1,932	1	-
15622403	15622403N		3	TR 91	TP 95	TP 97	2,568	1	-
15622404	15622404N		4	TR 91	TP 95	TP 97	3,244	1	-
15622405	15622405N		5	TR 91	TP 95	TP 97	3,860	1	-
15622406	15622406N		6	TR 91	TP 95	TP 97	4,496	1	-
15622407	15622407N		7	TR 91	TP 95	TP 97	5,142	1	-
15622408	15622408N		8	TR 91	TP 95	TP 97	5,768	1	-
15622409	15622409N		9	TR 91	TP 95	TP 97	6,404	1	-
15622410	15622410N		10	TR 91	TP 95	TP 97	7,040	1	-
15622411	15622411N		11	TR 91	TP 95	TP 97	7,656	1	-
15622412	15622412N		12	TR 91	TP 95	TP 97	8,322	1	-

**CD 2477**

yellow surface	nickel plated	SIZE	OUTLETS N°						
CODE	CODE								
15622702	15622702N	G 1" x G 3/4 EK	2	TR 91/A	TP 98	TP 99	1,962	1	-
15622703	15622703N		3	TR 91/A	TP 98	TP 99	2,613	1	-
15622704	15622704N		4	TR 91/A	TP 98	TP 99	3,304	1	-
15622705	15622705N		5	TR 91/A	TP 98	TP 99	3,935	1	-
15622706	15622706N		6	TR 91/A	TP 98	TP 99	4,586	1	-
15622707	15622707N		7	TR 91/A	TP 98	TP 99	5,247	1	-
15622708	15622708N		8	TR 91/A	TP 98	TP 99	5,888	1	-
15622709	15622709N		9	TR 91/A	TP 98	TP 99	6,539	1	-
15622710	15622710N		10	TR 91/A	TP 98	TP 99	7,190	1	-
15622711	15622711N		11	TR 91/A	TP 98	TP 99	7,821	1	-
15622712	15622712N		12	TR 91/A	TP 98	TP 99	8,502	1	-

**CD 2879**

yellow surface	nickel plated	SIZE	OUTLETS N°						
CODE	CODE								
16622402	16622402N	G 1 1/4" x (W24x19)	2	TR 91	TP 95	TP 97	2,438	1	-
16622403	16622403N		3	TR 91	TP 95	TP 97	3,207	1	-
16622404	16622404N		4	TR 91	TP 95	TP 97	3,976	1	-
16622405	16622405N		5	TR 91	TP 95	TP 97	4,755	1	-
16622406	16622406N		6	TR 91	TP 95	TP 97	5,524	1	-
16622407	16622407N		7	TR 91	TP 95	TP 97	6,273	1	-
16622408	16622408N		8	TR 91	TP 95	TP 97	7,072	1	-
16622409	16622409N		9	TR 91	TP 95	TP 97	7,841	1	-
16622410	16622410N		10	TR 91	TP 95	TP 97	8,650	1	-
16622411	16622411N		11	TR 91	TP 95	TP 97	9,399	1	-
16622412	16622412N		12	TR 91	TP 95	TP 97	10,148	1	-

**CD 2877**

yellow surface	nickel plated	SIZE	OUTLETS N°						
CODE	CODE								
16622702	16622702N	G 1 1/4" x G 3/4 EK	2	TR 91/A	TP 98	TP 99	2,468	1	-
16622703	16622703N		3	TR 91/A	TP 98	TP 99	3,252	1	-
16622704	16622704N		4	TR 91/A	TP 98	TP 99	4,036	1	-
16622705	16622705N		5	TR 91/A	TP 98	TP 99	4,830	1	-
16622706	16622706N		6	TR 91/A	TP 98	TP 99	5,614	1	-
16622707	16622707N		7	TR 91/A	TP 98	TP 99	6,378	1	-
16622708	16622708N		8	TR 91/A	TP 98	TP 99	7,192	1	-
16622709	16622709N		9	TR 91/A	TP 98	TP 99	7,976	1	-
16622710	16622710N		10	TR 91/A	TP 98	TP 99	8,800	1	-
16622711	16622711N		11	TR 91/A	TP 98	TP 99	9,564	1	-
16622712	16622712N		12	TR 91/A	TP 98	TP 99	10,328	1	-



Fittings for copper pipe



Fittings for plastic pipe




Fittings for multilayer pipe



Fittings: chapter 7









Accessories: chapter 2.A









Pre-assembled distribution manifold consisting of:

- 1 return manifold with built-in valves set for thermoelectric adjustment and manual control knob
- 1 inlet manifold with regulator/flow meters
- 2 metal brackets.







**CD 478**

yellow surface	nickel plated	SIZE	OUTLETS N°						
CODE	CODE								
15652402	15652402N	G 1" x (W24x19)	2	TR 91	TP 95	TP 97	1,582	1	-
15652403	15652403N		3	TR 91	TP 95	TP 97	2,218	1	-
15652404	15652404N		4	TR 91	TP 95	TP 97	2,864	1	-
15652405	15652405N		5	TR 91	TP 95	TP 97	3,550	1	-
15652406	15652406N		6	TR 91	TP 95	TP 97	4,176	1	-
15652407	15652407N		7	TR 91	TP 95	TP 97	4,822	1	-
15652408	15652408N		8	TR 91	TP 95	TP 97	5,478	1	-
15652409	15652409N		9	TR 91	TP 95	TP 97	6,114	1	-
15652410	15652410N		10	TR 91	TP 95	TP 97	6,760	1	-
15652411	15652411N		11	TR 91	TP 95	TP 97	7,406	1	-
15652412	15652412N		12	TR 91	TP 95	TP 97	8,032	1	-
15652413	15652413N		13	TR 91	TP 95	TP 97	8,658	1	-







**CD 473**

yellow surface	nickel plated	SIZE	OUTLETS N°						
CODE	CODE								
15652702	15652702N	G 1" x G 3/4 EK	2	TR 91/A	TP 98	TP 99	1,612	1	-
15652703	15652703N		3	TR 91/A	TP 98	TP 99	2,263	1	-
15652704	15652704N		4	TR 91/A	TP 98	TP 99	2,924	1	-
15652705	15652705N		5	TR 91/A	TP 98	TP 99	3,625	1	-
15652706	15652706N		6	TR 91/A	TP 98	TP 99	4,266	1	-
15652707	15652707N		7	TR 91/A	TP 98	TP 99	4,927	1	-
15652708	15652708N		8	TR 91/A	TP 98	TP 99	5,598	1	-
15652709	15652709N		9	TR 91/A	TP 98	TP 99	6,249	1	-
15652710	15652710N		10	TR 91/A	TP 98	TP 99	6,910	1	-
15652711	15652711N		11	TR 91/A	TP 98	TP 99	7,571	1	-
15652712	15652712N		12	TR 91/A	TP 98	TP 99	8,212	1	-
15652713	15652713N		13	TR 91/A	TP 98	TP 99	8,853	1	-


**CD 1878**

yellow surface	nickel plated	SIZE	OUTLETS N°						
CODE	CODE								
16652402	16652402N	G 1 1/4 x (W24x19)	2	TR 91	TP 95	TP 97	1,948	1	-
16652403	16652403N		3	TR 91	TP 95	TP 97	2,737	1	-
16652404	16652404N		4	TR 91	TP 95	TP 97	3,516	1	-
16652405	16652405N		5	TR 91	TP 95	TP 97	4,295	1	-
16652406	16652406N		6	TR 91	TP 95	TP 97	5,084	1	-
16652407	16652407N		7	TR 91	TP 95	TP 97	5,863	1	-
16652408	16652408N		8	TR 91	TP 95	TP 97	6,622	1	-
16652409	16652409N		9	TR 91	TP 95	TP 97	7,431	1	-
16652410	16652410N		10	TR 91	TP 95	TP 97	8,210	1	-
16652411	16652411N		11	TR 91	TP 95	TP 97	9,029	1	-
16652412	16652412N		12	TR 91	TP 95	TP 97	9,788	1	-
16652413	16652413N		13	TR 91	TP 95	TP 97	10,547	1	-

**CD 1873**

yellow surface	nickel plated	SIZE	OUTLETS N°						
CODE	CODE								
16652702	16652702N	G 1 1/4 x G 3/4 EK	2	TR 91/A	TP 98	TP 99	1,978	1	-
16652703	16652703N		3	TR 91/A	TP 98	TP 99	2,782	1	-
16652704	16652704N		4	TR 91/A	TP 98	TP 99	3,576	1	-
16652705	16652705N		5	TR 91/A	TP 98	TP 99	4,370	1	-
16652706	16652706N		6	TR 91/A	TP 98	TP 99	5,174	1	-
16652707	16652707N		7	TR 91/A	TP 98	TP 99	5,968	1	-
16652708	16652708N		8	TR 91/A	TP 98	TP 99	6,742	1	-
16652709	16652709N		9	TR 91/A	TP 98	TP 99	7,566	1	-
16652710	16652710N		10	TR 91/A	TP 98	TP 99	8,360	1	-
16652711	16652711N		11	TR 91/A	TP 98	TP 99	9,194	1	-
16652712	16652712N		12	TR 91/A	TP 98	TP 99	9,968	1	-
16652713	16652713N		13	TR 91/A	TP 98	TP 99	10,742	1	-





- Pre-assembled distribution manifold with 2 1/2" drain holes consisting of:
- 1 return manifold with built-in valves set for thermoelectric adjustment and manual control knob
  - 1 inlet manifold with regulator/flow meters
  - 2 metal brackets.

**CD 479**

yellow surface	nickel plated	SIZE	OUTLETS N°						
CODE	CODE								
15662402	15662402N	G 1" x (W24x19)	2	TR 91	TP 95	TP 97	1,952	1	-
15662403	15662403N		3	TR 91	TP 95	TP 97	2,598	1	-
15662404	15662404N		4	TR 91	TP 95	TP 97	3,284	1	-
15662405	15662405N		5	TR 91	TP 95	TP 97	3,910	1	-
15662406	15662406N		6	TR 91	TP 95	TP 97	4,556	1	-
15662407	15662407N		7	TR 91	TP 95	TP 97	5,212	1	-
15662408	15662408N		8	TR 91	TP 95	TP 97	5,848	1	-
15662409	15662409N		9	TR 91	TP 95	TP 97	6,494	1	-
15662410	15662410N		10	TR 91	TP 95	TP 97	7,140	1	-
15662411	15662411N		11	TR 91	TP 95	TP 97	7,766	1	-
15662412	15662412N		12	TR 91	TP 95	TP 97	8,442	1	-

**CD 477**

yellow surface	nickel plated	SIZE	OUTLETS N°						
CODE	CODE								
15662702	15662702N	G 1" x G 3/4 EK	2	TR 91/A	TP 98	TP 99	1,982	1	-
15662703	15662703N		3	TR 91/A	TP 98	TP 99	2,643	1	-
15662704	15662704N		4	TR 91/A	TP 98	TP 99	3,344	1	-
15662705	15662705N		5	TR 91/A	TP 98	TP 99	3,985	1	-
15662706	15662706N		6	TR 91/A	TP 98	TP 99	4,646	1	-
15662707	15662707N		7	TR 91/A	TP 98	TP 99	5,317	1	-
15662708	15662708N		8	TR 91/A	TP 98	TP 99	5,968	1	-
15662709	15662709N		9	TR 91/A	TP 98	TP 99	6,629	1	-
15662710	15662710N		10	TR 91/A	TP 98	TP 99	7,290	1	-
15662711	15662711N		11	TR 91/A	TP 98	TP 99	7,931	1	-
15662712	15662712N		12	TR 91/A	TP 98	TP 99	8,622	1	-

**CD 1879**

yellow surface	nickel plated	SIZE	OUTLETS N°						
CODE	CODE								
16662402	16662402N	G 1 1/4" x (W24x19)	2	TR 91	TP 95	TP 97	2,458	1	-
16662403	16662403N		3	TR 91	TP 95	TP 97	3,237	1	-
16662404	16662404N		4	TR 91	TP 95	TP 97	4,016	1	-
16662405	16662405N		5	TR 91	TP 95	TP 97	4,805	1	-
16662406	16662406N		6	TR 91	TP 95	TP 97	5,584	1	-
16662407	16662407N		7	TR 91	TP 95	TP 97	6,343	1	-
16662408	16662408N		8	TR 91	TP 95	TP 97	7,152	1	-
16662409	16662409N		9	TR 91	TP 95	TP 97	7,931	1	-
16662410	16662410N		10	TR 91	TP 95	TP 97	8,750	1	-
16662411	16662411N		11	TR 91	TP 95	TP 97	9,509	1	-
16662412	16662412N		12	TR 91	TP 95	TP 97	10,268	1	-

**CD 1877**

yellow surface	nickel plated	SIZE	OUTLETS N°						
CODE	CODE								
16662702	16662702N	G 1 1/4" x G 3/4 EK	2	TR 91/A	TP 98	TP 99	2,488	1	-
16662703	16662703N		3	TR 91/A	TP 98	TP 99	3,282	1	-
16662704	16662704N		4	TR 91/A	TP 98	TP 99	4,076	1	-
16662705	16662705N		5	TR 91/A	TP 98	TP 99	4,880	1	-
16662706	16662706N		6	TR 91/A	TP 98	TP 99	5,674	1	-
16662707	16662707N		7	TR 91/A	TP 98	TP 99	6,448	1	-
16662708	16662708N		8	TR 91/A	TP 98	TP 99	7,272	1	-
16662709	16662709N		9	TR 91/A	TP 98	TP 99	8,066	1	-
16662710	16662710N		10	TR 91/A	TP 98	TP 99	8,900	1	-
16662711	16662711N		11	TR 91/A	TP 98	TP 99	9,674	1	-
16662712	16662712N		12	TR 91/A	TP 98	TP 99	10,448	1	-



Fittings for copper pipe



Fittings for plastic pipe



Fittings for multilayer pipe




Fittings: chapter 7



Accessories: chapter 2.A







## PRE-ASSEMBLED MANIFOLDS WITH INSTALLATION ACCESSORIES









Pre-assembled distribution manifold consisting of:

- 1 return manifold with built-in valves set for thermoelectric adjustment and manual control knob
- 1 inlet manifold with built-in lockshields fit for double regulation.


### CD 465M

CODE	SIZE	OUTLETS N°						
15552402MN	G 1" x (W24x19)	2	TR 91	TP 95	TP 97	4,172	1	-
15552403MN		3	TR 91	TP 95	TP 97	4,794	1	-
15552404MN		4	TR 91	TP 95	TP 97	5,416	1	-
15552405MN		5	TR 91	TP 95	TP 97	6,038	1	-
15552406MN		6	TR 91	TP 95	TP 97	6,660	1	-
15552407MN		7	TR 91	TP 95	TP 97	7,282	1	-
15552408MN		8	TR 91	TP 95	TP 97	7,904	1	-
15552409MN		9	TR 91	TP 95	TP 97	8,526	1	-
15552410MN		10	TR 91	TP 95	TP 97	9,148	1	-
15552411MN		11	TR 91	TP 95	TP 97	9,770	1	-
15552412MN		12	TR 91	TP 95	TP 97	10,392	1	-
15552413MN		13	TR 91	TP 95	TP 97	11,014	1	-

### CD 468M

CODE	SIZE	OUTLETS N°						
15552702MN	G 1" x G 3/4 EK	2	TR 91/A	TP 98	TP 99	4,212	1	-
15552703MN		3	TR 91/A	TP 98	TP 99	4,854	1	-
15552704MN		4	TR 91/A	TP 98	TP 99	5,496	1	-
15552705MN		5	TR 91/A	TP 98	TP 99	6,138	1	-
15552706MN		6	TR 91/A	TP 98	TP 99	6,780	1	-
15552707MN		7	TR 91/A	TP 98	TP 99	7,422	1	-
15552708MN		8	TR 91/A	TP 98	TP 99	8,064	1	-
15552709MN		9	TR 91/A	TP 98	TP 99	8,706	1	-
15552710MN		10	TR 91/A	TP 98	TP 99	9,348	1	-
15552711MN		11	TR 91/A	TP 98	TP 99	9,990	1	-
15552712MN		12	TR 91/A	TP 98	TP 99	10,632	1	-
15552713MN		13	TR 91/A	TP 98	TP 99	11,274	1	-





Pre-assembled distribution manifold consisting of:

- 1 return manifold with built-in valves set for thermoelectric adjustment and manual control knob
- 1 inlet manifold with regulator/flow meters.

**CD 478M**

CODE	SIZE	OUTLETS N°						
15652402MN	G 1" x (W24x19)	2	TR 91	TP 95	TP 97	3,904	1	-
15652403MN		3	TR 91	TP 95	TP 97	4,540	1	-
15652404MN		4	TR 91	TP 95	TP 97	5,186	1	-
15652405MN		5	TR 91	TP 95	TP 97	5,872	1	-
15652406MN		6	TR 91	TP 95	TP 97	6,498	1	-
15652407MN		7	TR 91	TP 95	TP 97	7,144	1	-
15652408MN		8	TR 91	TP 95	TP 97	7,800	1	-
15652409MN		9	TR 91	TP 95	TP 97	8,436	1	-
15652410MN		10	TR 91	TP 95	TP 97	9,082	1	-
15652411MN		11	TR 91	TP 95	TP 97	9,728	1	-
15652412MN		12	TR 91	TP 95	TP 97	10,354	1	-
15652413MN		13	TR 91	TP 95	TP 97	10,98	1	-

**CD 473M**

CODE	SIZE	OUTLETS N°						
15652702MN	G 1" x G 3/4 EK	2	TR 91/A	TP 98	TP 99	3,934	1	-
15652703MN		3	TR 91/A	TP 98	TP 99	4,585	1	-
15652704MN		4	TR 91/A	TP 98	TP 99	5,246	1	-
15652705MN		5	TR 91/A	TP 98	TP 99	5,947	1	-
15652706MN		6	TR 91/A	TP 98	TP 99	6,588	1	-
15652707MN		7	TR 91/A	TP 98	TP 99	7,249	1	-
15652708MN		8	TR 91/A	TP 98	TP 99	7,920	1	-
15652709MN		9	TR 91/A	TP 98	TP 99	8,571	1	-
15652710MN		10	TR 91/A	TP 98	TP 99	9,232	1	-
15652711MN		11	TR 91/A	TP 98	TP 99	9,893	1	-
15652712MN		12	TR 91/A	TP 98	TP 99	10,534	1	-
15652713MN		13	TR 91/A	TP 98	TP 99	11,175	1	-



Fittings for copper pipe



Fittings for plastic pipe



Fittings for multilayer pipe



Fittings: chapter 7

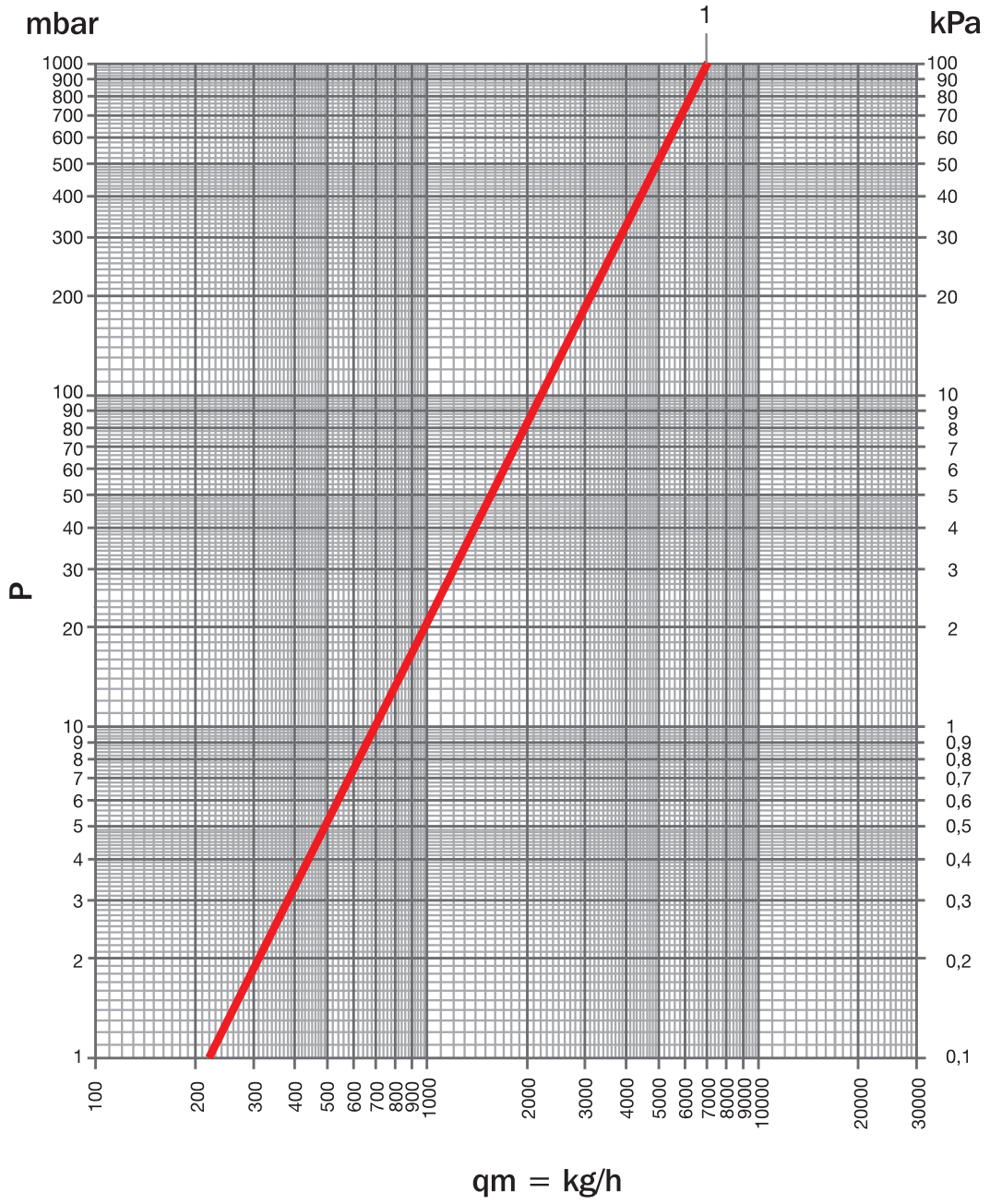


Accessories: chapter 2.A



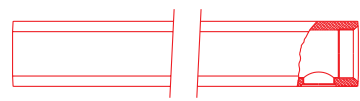
MANIFOLDS FLOW RATE CHART

DISTRIBUTION MANIFOLDS WITH FEMALE G 1/2 THREAD



ITEM	SIZE	DRAIN HOLE	Kvs	POS
CD 451	G 3/4	NO	7.00	1
CD 456	G 1"			
CD 860	G 1 1/4			
CD 457	G 1"	YES	7.00	1
CD 861	G 1 1/4			

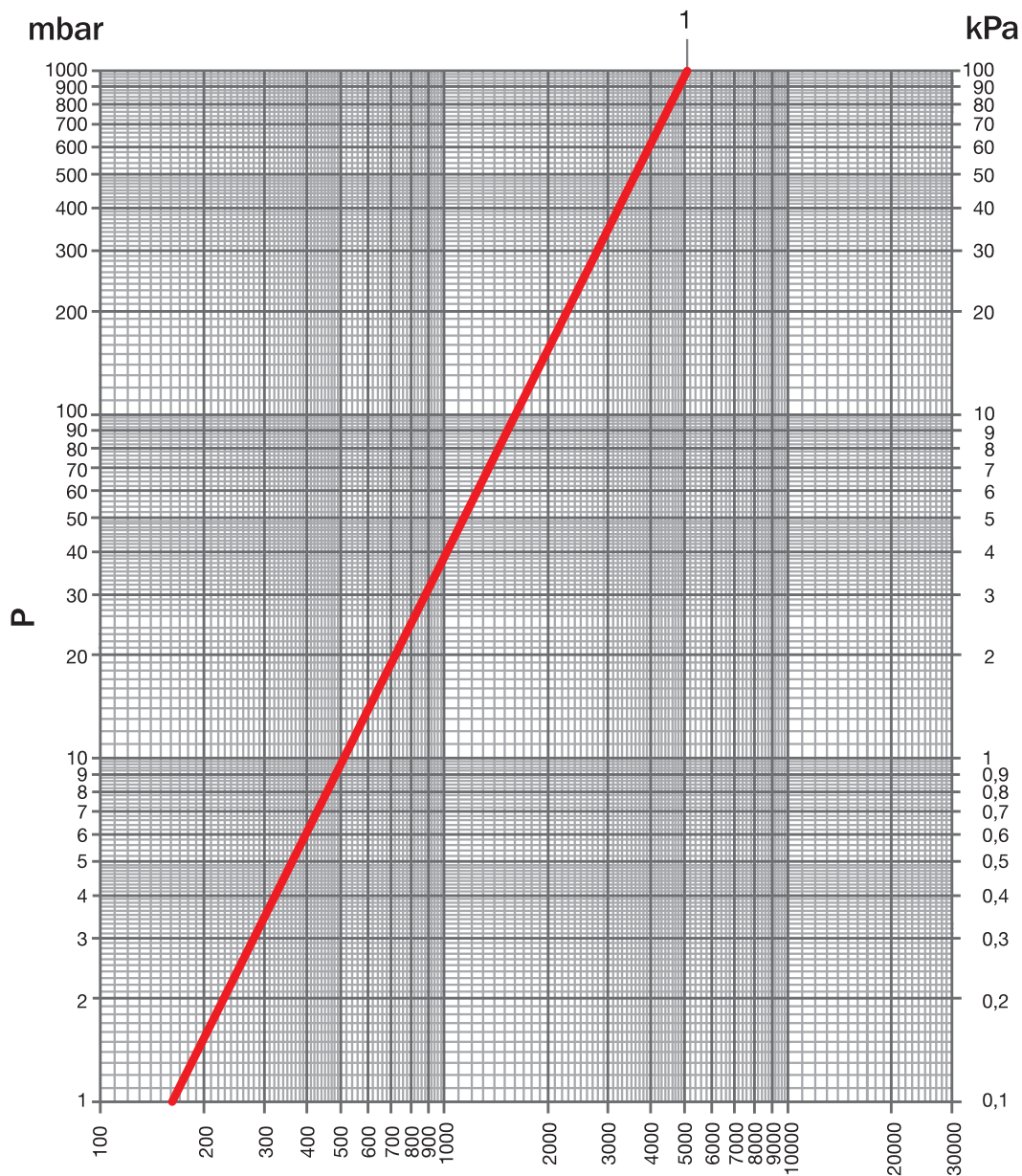
MAX SUGGESTED FLOW RATE	
G 3/4	2250 l/h
G 1"	3900 l/h
G 1 1/4	6600 l/h





### MANIFOLDS FLOW RATE CHART

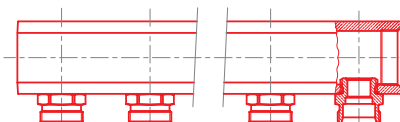
#### DISTRIBUTION MANIFOLDS WITH PRE-ASSEMBLED RD 900 FITTINGS



$q_m = \text{kg/h}$

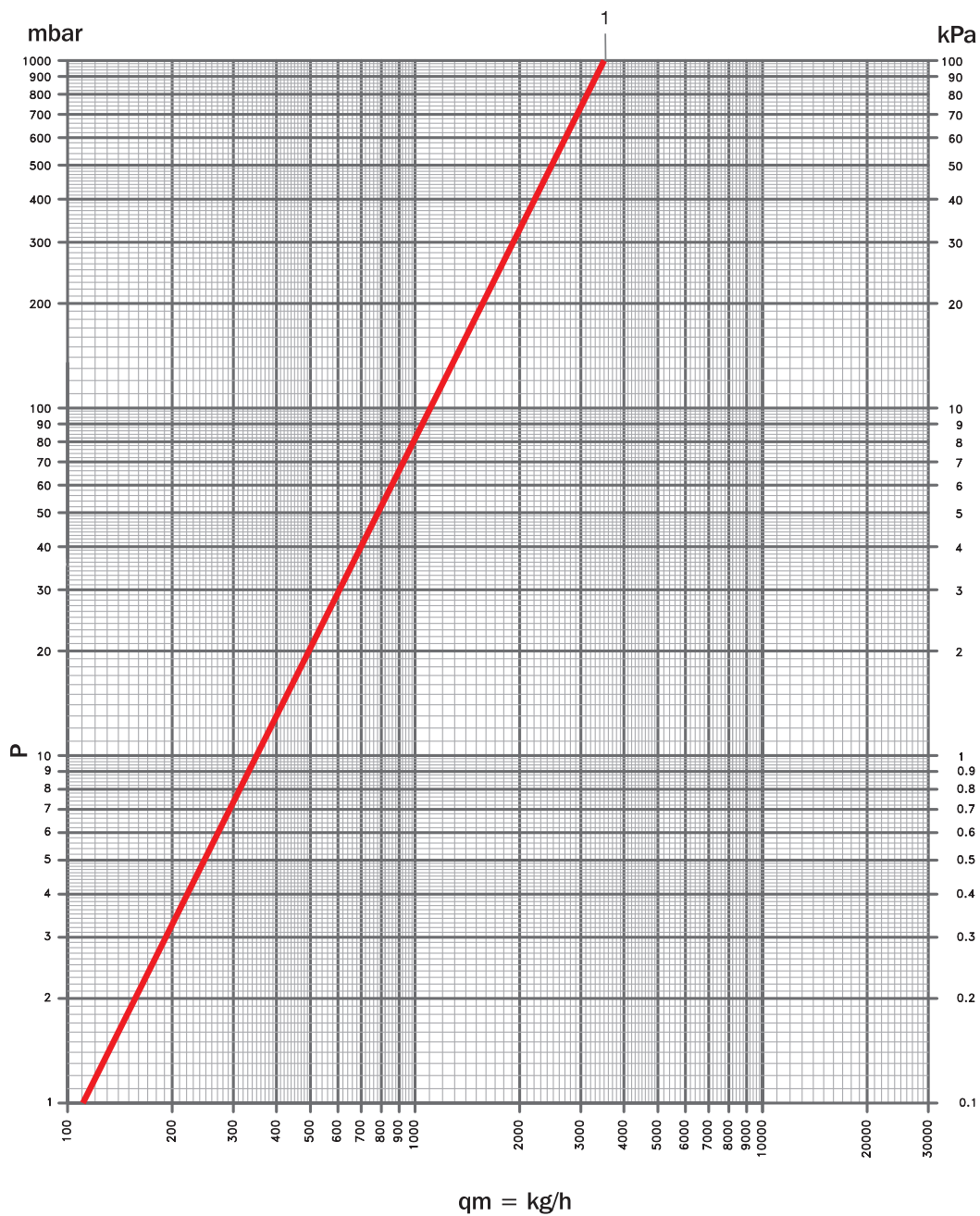
ITEM	SIZE	DRAIN HOLE	Kvs	POS
CD 459	G 1"	NO	5.1	1
CD 461				
CD 862	G 1 1/4			
CD 864				
CD 460	G 1"	YES	5.1	1
CD 462				
CD 863	G 1 1/4			
CD 865				

MAX SUGGESTED FLOW RATE	
G 1"	3900 l/h
G 1 1/4	6600 l/h



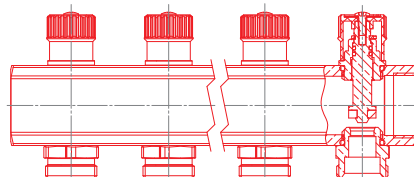
### MANIFOLDS FLOW RATE CHART

#### PRE-ASSEMBLED DISTRIBUTION MANIFOLD WITH MANUAL VALVES



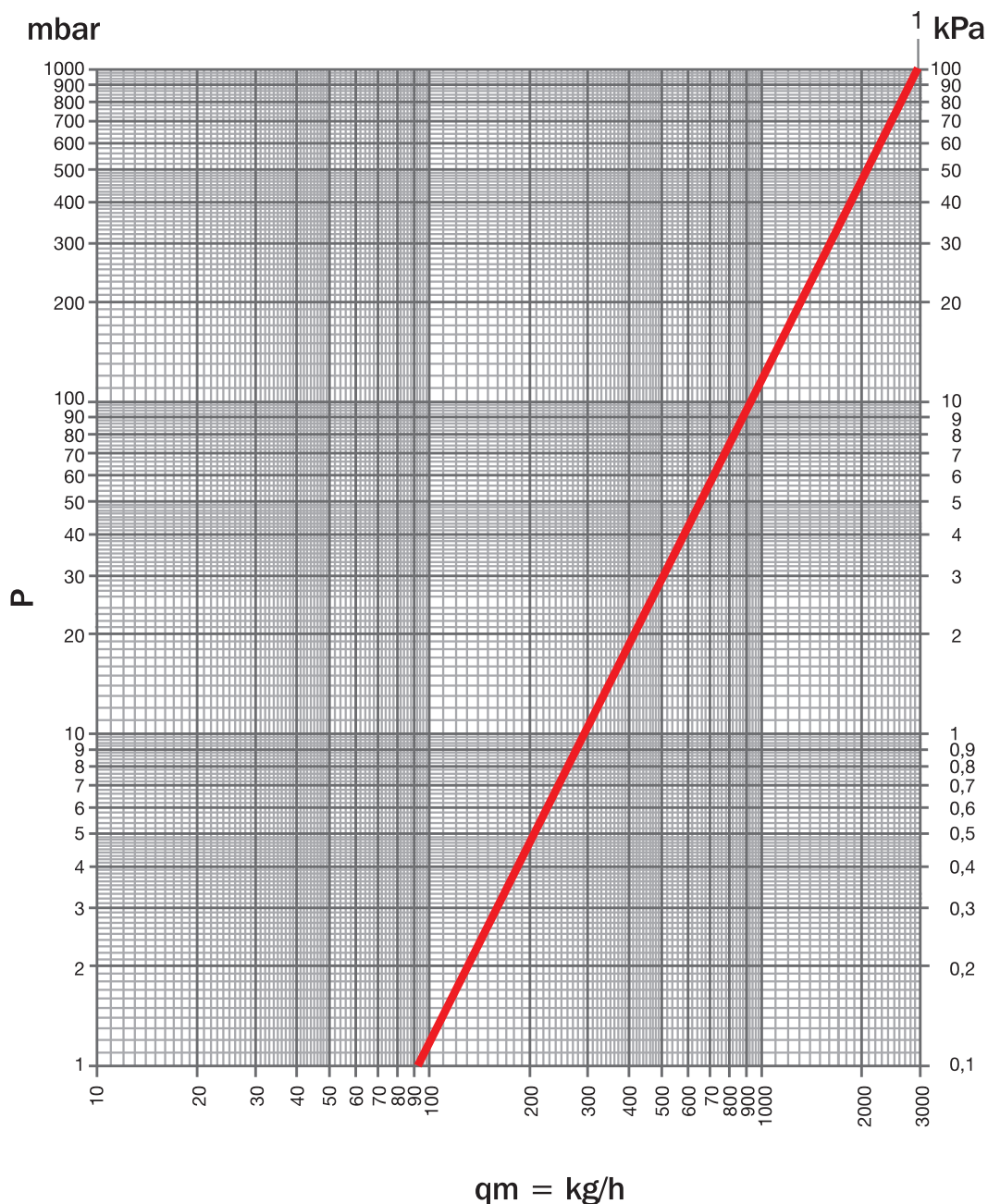
ITEM	SIZE	Kvs	POS
CD 100	G 1"	3.5	1
CD 101			

MAX SUGGESTED FLOW RATE	
G 1"	3900 l/h



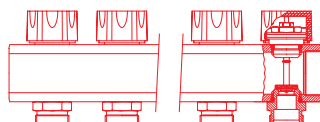
### MANIFOLDS FLOW RATE CHART

#### PRE-ASSEMBLED DISTRIBUTION MANIFOLDS WITH FIT-IN VALVES



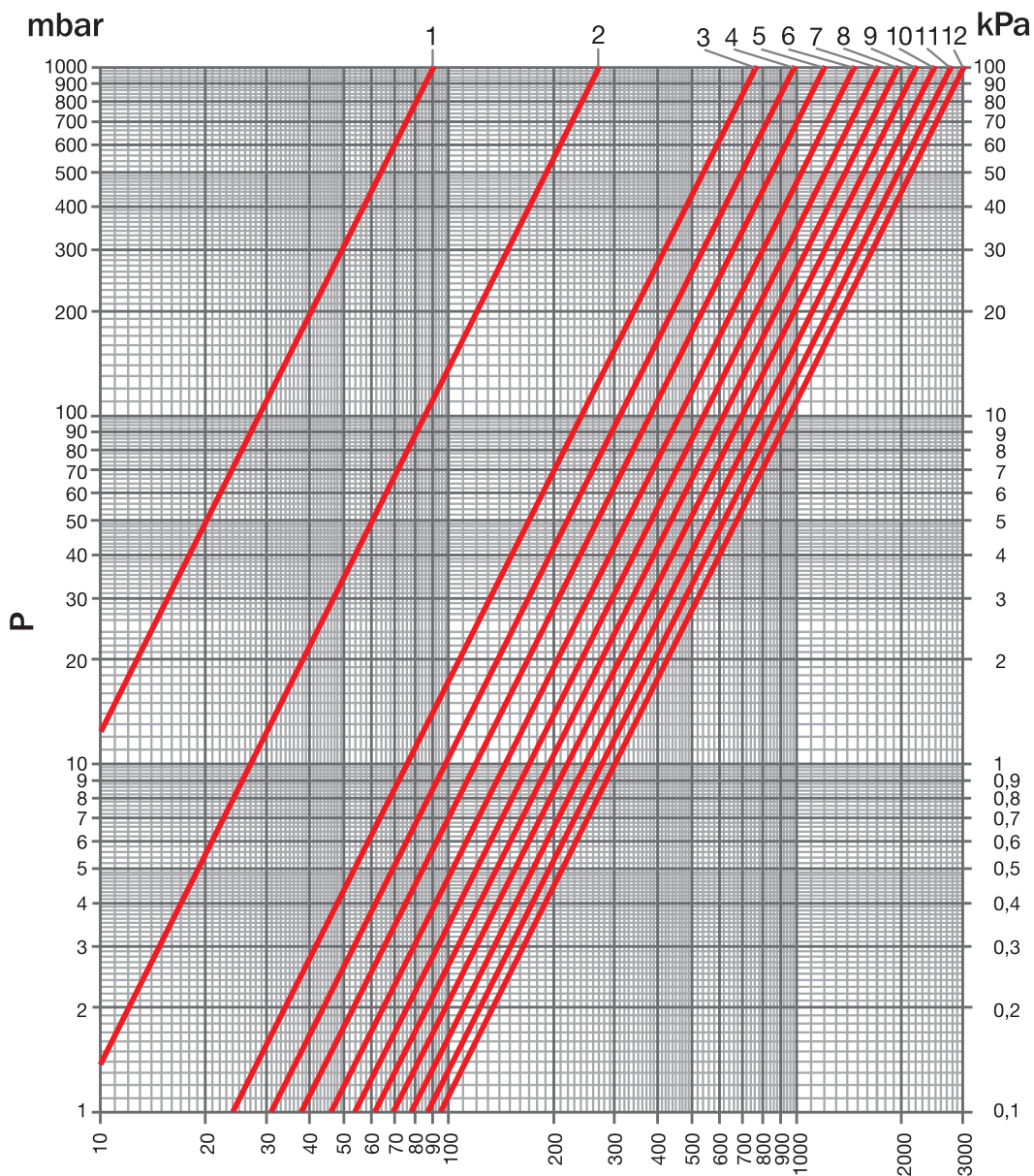
ITEM	SIZE	DRAIN HOLE	Kvs	POS
CD 1466 CD 466 CD 1446 CD 446	G 1"	NO	2.98	1
CD 875 CD 871 CD 876 CD 872	G 1 1/4"			
CD 3466 CD 2466 CD 3446 CD 2446	G 1"	YES		
CD 877 CD 873 CD 878 CD 874	G 1 1/4"			

MAX SUGGESTED FLOW RATE	
G 1"	3900 l/h
G 1 1/4"	6600 l/h



MANIFOLDS FLOW RATE CHART

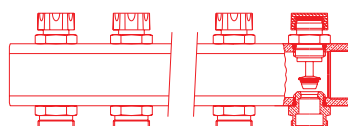
DISTRIBUTION MANIFOLDS WITH LOCKSHIELDS



$q_m = \text{kg/h}$

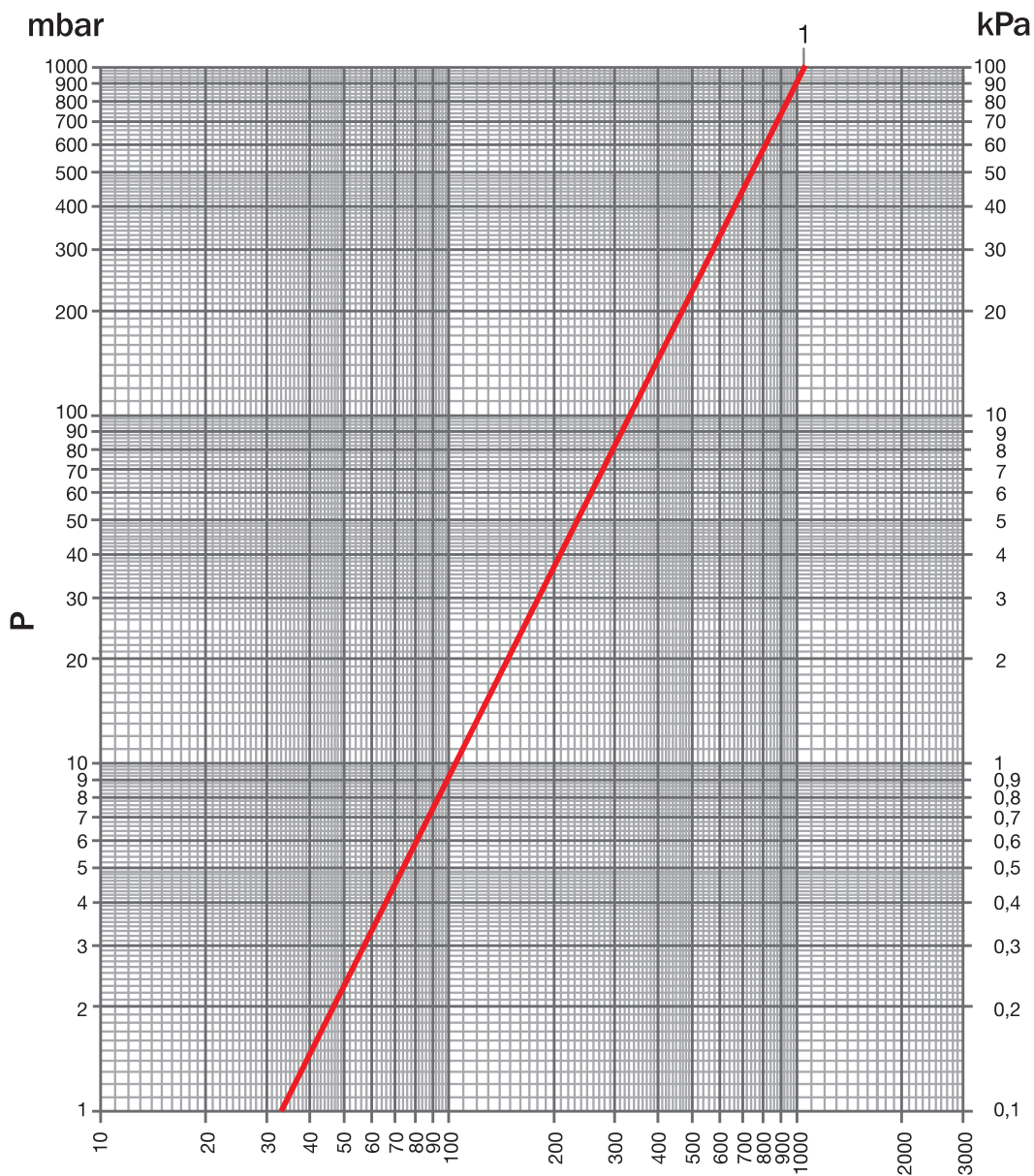
ITEM	SIZE	TURNS N°	DRAIN HOLE	Kvs	POS
CD 449	G 1"	1/2	NO	0,09	1
CD 448	G 1"	1		0,27	2
CD 879	G 1 1/4	1+1/2		0,76	3
		2		0,98	4
CD 880	G 1 1/4	2+1/2		1,20	5
		3		1,46	6
CD 1449	G 1"	3+1/2	YES	1,70	7
CD 1448	G 1"	4		1,93	8
		4+1/2		2,19	9
CD 881	G 1 1/4	5		2,47	10
CD 882	G 1 1/4	5+1/2		2,75	11
		all open		3,01	12

MAX SUGGESTED FLOW RATE	
G 1"	2400 l/h
G 1 1/4	4200 l/h



MANIFOLDS FLOW RATE CHART

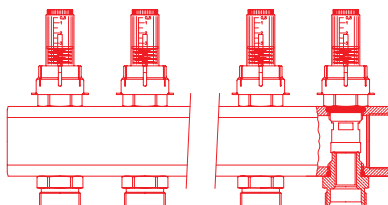
DISTRIBUTION MANIFOLDS WITH FLOW METER TM



qm = kg/h

ITEM	SIZE	CD + TM	DRAIN HOLE	Kvs	POS
CD 1474	G 1"	TM 4012	NO	1,05	1
CD 474	G 1"				
CD 868	G 1 1/4"		YES		
CD 867	G 1 1/4"				
CD 3474	G 1"				
CD 2474	G 1"				
CD 870	G 1 1/4"				
CD 869	G 1 1/4"				

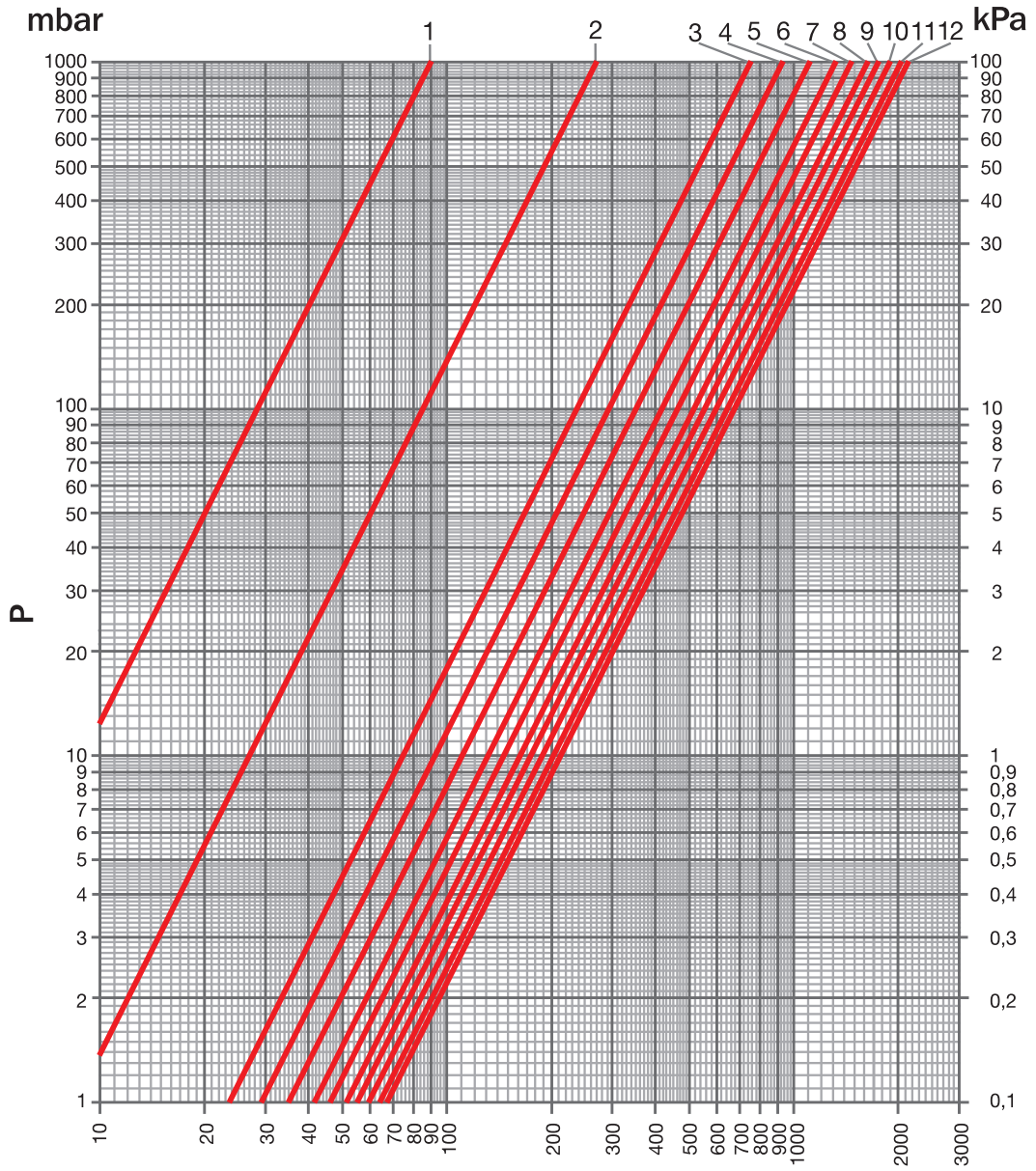
MAX SUGGESTED FLOW RATE	
G 1"	1350 l/h
G 1 1/4"	3150 l/h





MANIFOLDS FLOW RATE CHART

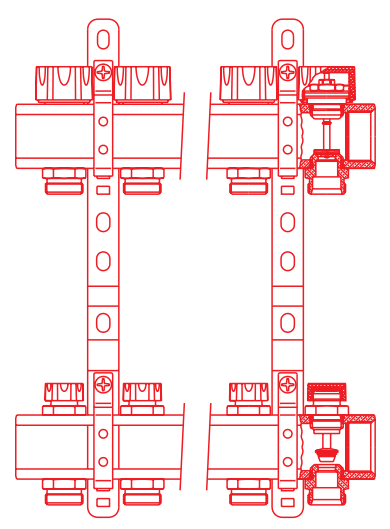
DISTRIBUTION MANIFOLDS WITH BUILT IN LOCKSHIELDS



qm = kg/h

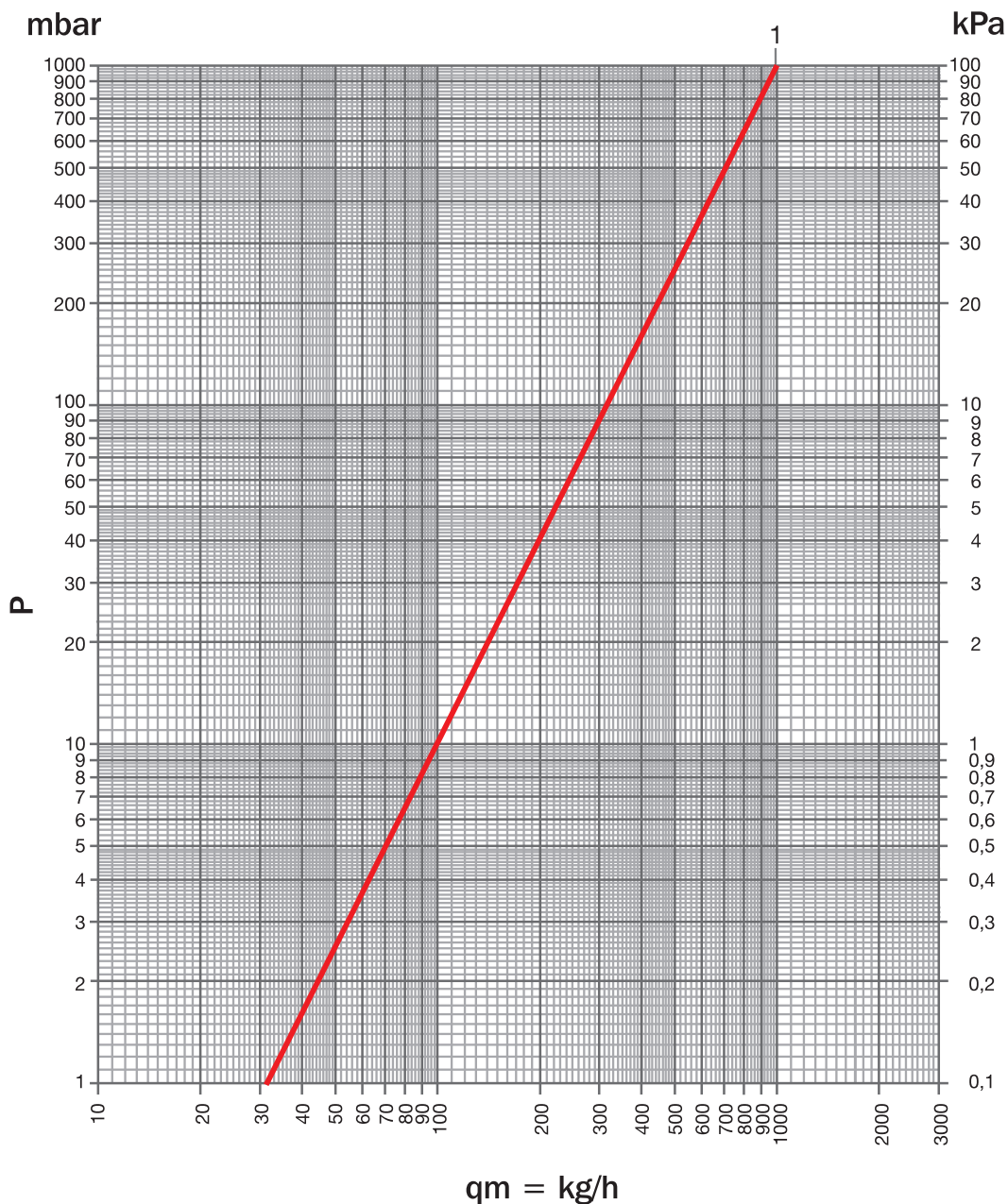
ITEM	SIZE	TURNS N°	DRAIN HOLE	Kvs	POS
CD 2465 - CD 2468	G 1"	1/2	NO	0,09	1
CD 2865 - CD 2868	G 1"1/4	1		0,27	2
		1+1/2		0,75	3
CD 2467 - CD 2469	G 1"	2	YES	0,93	4
CD 2867 - CD 2869	G 1"1/4	2+1/2		1,11	5
		3	NO	1,31	6
		3+1/2		1,48	7
		4		1,62	8
CD 1865 - CD 1868	G 1"1/4	4+1/2	NO	1,76	9
		5		1,90	10
CD 467 - CD 469	G 1"	5+1/2	YES	2,02	11
CD 1867 - CD 1869	G 1"1/4	all open		2,12	12

MAX SUGGESTED FLOW RATE	
G 1"	2400 l/h
G 1"1/4	4200 l/h



### MANIFOLDS FLOW RATE CHART

#### DISTRIBUTION MANIFOLDS WITH FLOW METER TM



ITEM	SIZE	CD + TM	DRAIN HOLE	Kvs	POS
CD 2478 - CD 2473	G 1"	TM 4012	NO	0,99	1
CD 2878 - CD 2873	G 1 1/4"				
CD 2479 - CD 2477	G 1"		YES		
CD 2879 - CD 2877	G 1 1/4"				
CD 478 - CD 473	G 1"		NO		
CD 1878 - CD 1873	G 1 1/4"				
CD 479 - CD 477	G 1"		YES		
CD 1879 - CD 1877	G 1 1/4"				

MAX SUGGESTED FLOW RATE	
G 1"	1350 l/h
G 1 1/4"	3150 l/h

