



COPLANAR MANIFOLDS

**2.2 / SERIES CC**

## CC COPLANAR MANIFOLDS



All CC manifolds and their accessories are nickel-plated. Manifold bodies are produced by casting from EN 1982 brass with limited lead content.

The internal circuits connections enable the transport of high flow rates with very little noise.

### TECHNICAL DATA



Max temperature

120 °C



Max pressure


10 bar



Materials


EN 1982

### SYSTEM CONNECTIONS



**Copper pipe**

W 24x19 - TR 91  
G 3/4 EK - TR 91/A



**Plastic pipe**


W 24x19 - TP 95  
G 3/4 EK - TP 98



**Multilayer pipe**


W 24x19 - TP 97  
G 3/4 EK - TP 99

### MAIN BODY CONNECTION



G 3/4  
G 1"

### CENTRE TO CENTRE DISTANCE



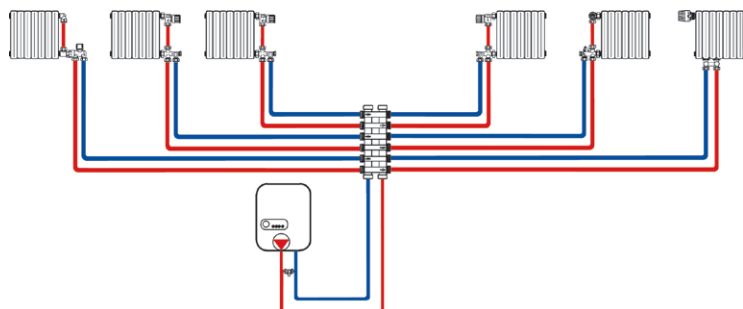
G 1" 50 mm  
G 1 1/4 55 mm



38 mm

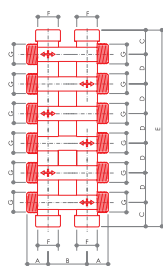
### DISTRIBUTION

Coplanar manifolds are suitable for water distribution in radial heating systems with horizontal distribution. In fact, the inlet and outlet connections to the circuits are staggered: this allows to easily connect the circuits without any inlet and outlet pipes overlapping.



The characteristics of the fluid in the system must be compliant with the UNI 8065: 2019 directive.

COPLANAR MANIFOLDS



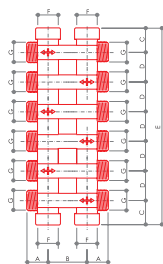
**CC 414**

Coplanar manifold with lateral male connections (W24x19).

Fittings



CODE	SIZE	OUTLETS N°	A	B	C	D	E	F	G	H	L			
68542704	G 3/4 x (W24x19)	4 + 4	27	50	26	38	166	G 3/4	W24x19	-	-	1300	1	18
68542706		6 + 6	27	50	26	38	242	G 3/4	W24x19	-	-	2030	1	12
68542708		8 + 8	27	50	26	38	318	G 3/4	W24x19	-	-	2408	1	9



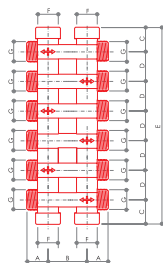
**CC 416**

Coplanar manifold with lateral male connections 3/4 eurokonus.

Fittings



CODE	SIZE	OUTLETS N°	A	B	C	D	E	F	G	H	L			
68542714	G 3/4 x G 3/4 EK	4 + 4	27	50	26	38	166	G 3/4	G 3/4 EK	-	-	1300	1	18
68542716		6 + 6	27	50	26	38	242	G 3/4	G 3/4 EK	-	-	2030	1	12
68542718		8 + 8	27	50	26	38	318	G 3/4	G 3/4 EK	-	-	2408	1	9



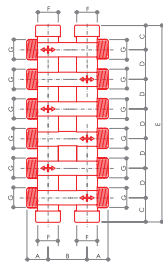
**CC 413**

Coplanar manifold with lateral male connections (W24x19).

Fittings



CODE	SIZE	OUTLETS N°	A	B	C	D	E	F	G	H	L			
68543406	G 1" x (W24x19)	6 + 6	30	55	30	38	250	G 1"	W24x19	-	-	2330	1	12
68543408		8 + 8	30	55	30	38	326	G 1"	W24x19	-	-	3248	1	9
68543410		10 + 10	30	55	30	38	402	G 1"	W24x19	-	-	4026	1	8



**CC 415**

Coplanar manifold with lateral male connections 3/4 eurokonus.

Fittings



CODE	SIZE	OUTLETS N°	A	B	C	D	E	F	G	H	L			
68543416	G 1" x G 3/4 EK	6 + 6	30	55	30	38	250	G 1"	G 3/4 EK	-	-	2330	1	12
68543418		8 + 8	30	55	30	38	326	G 1"	G 3/4 EK	-	-	3248	1	9
68543420		10 + 10	30	55	30	38	402	G 1"	G 3/4 EK	-	-	4026	1	8



Fittings for copper pipe



Fittings for plastic pipe



Fittings for multilayer pipe

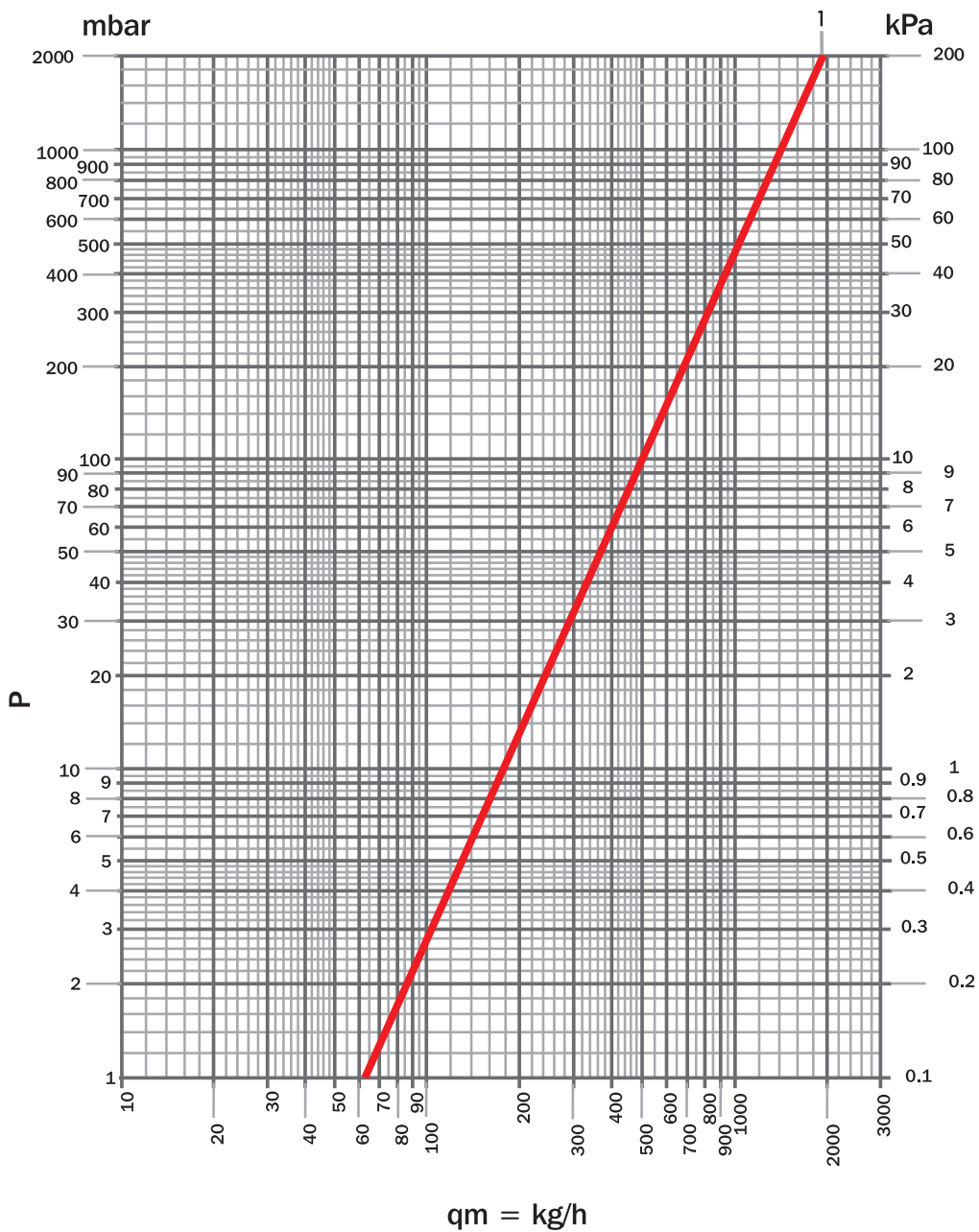


Fittings: chapter 7



Accessories: chapter 2.A

MANIFOLDS FLOW RATE CHART



ITEM	SIZE	OUTLETS N°	Kvs	POS
CC 414 CC 416	G 3/4"	4 + 4	1,96	1
		6 + 6		
		8 + 8		
CC 413 CC 415	G 1"	6 + 6		
		8 + 8		
		10 + 10		