



60 YEARS OF ITALIAN TRADITION

Luxor is an important industrial reality, world wide and European market leader in the production of flexible hoses and components for hydro and thermo-sanitary installations. Luxor has been the expression of the most prestigious made in Italy and the great Italian high technology mechanical workings tradition for fifty years; a quality certified and recognized by the most prestigious International Certification Institutes all over the world.

Our mission is the complete customer satisfaction through a process of continuous technological research in order to make high quality, reliable products, anticipating the market evolutions by innovative partnership with both customers and suppliers. Luxor mission takes

place in its own Research and Development Centre in which new and advanced technologies are constantly analyzed and researched with continuous investments to offer the most innovative and reliable solutions for the international markets at competitive costs, ensuring strict quality controls on each single piece.

Luxor entirely plans and realizes each product, thanks to its decennial know how. The great production strength, a "slender" innovative and advanced industrial organization together with a modern logistic conception, make Luxor able to satisfy every kind of request, even customized, with fast deliveries all over the world.



Luxor is certified
ISO 9001:2015
by DEKRA Group
certification body

CERTIFICATION



Please contact our offices for information about technical specifications and certified products or visit the website of the corresponding certification body for the latter.

Please refer to www.nsf.org for a complete list of NSF approved products.
Please refer to www.iapmort.org for a complete list of UPC/cUPC approved products.



8 / ACCESSORIES

ACCESSORIES



CONSTRUCTION CHARACTERISTICS

The range of Luxor's drains includes several items to be used for the water outlet of bath tub, shower dish, floor drain, drainage system etc.

The drains are produced in CW617N with low lead content in compliance to the rule UNI EN12165 and in stainless steel AISI 304 with great resistance to oxidation.

To complete the range of products, Luxor offers several completion elements and accessories for the most common sanitary connection.

Fittings, caps, nipple and pipe coupling are produced in steel with a zinc anti corrosion surface treatment.

CHROME PLATED FINISH

The brass chromed articles CW617N and CW614N are with a low lead content in compliance to the recent rules UNI EN12165 and UNI EN12164. The chrome plated finish guarantees ageing and corrosion resistance and a high aesthetic finish. This process is carried out employing material and galvanic processes in compliance to the most severe international rules regulating health and environmental safety.

The flat gaskets are made of in EPDM peroxide and Fasit, both non toxic material suitable for the use with drinking water.






DRAINS



DRAIN WITHOUT TOO FULL




Chromed brass with cap, chain and ring.

CODE	SIZE	Ø HEAD x L mm			
94043401	G 1"	63 x 70	163	10	80
94044201	G 1 1/4"	63 x 70	212	10	80



DRAIN WITH TOO FULL




Chromed brass drain with cap, chain, ring without shank.

CODE	SIZE	Ø HEAD x L mm			
94043400	G 1"	63 x 70	172	10	80
94044200	G 1 1/4"	63 x 70	186	10	80



DRAIN FOR BASIN




Brass drain with stainless steel grid, cap, chain and ring.

CODE	SIZE	Ø HEAD mm			
94134200	G 1 1/4"	80	202	10	80



DRAIN FOR BASIN




Brass drain with stainless steel grid, handle cap.

CODE	SIZE	Ø HEAD mm			
94134201	G 1 1/4"	80	184	10	80



STOP & GO DRAIN WITHOUT TOO FULL



Chromed brass automatic drain for wash basin.

CODE	SIZE	Ø HEAD x L mm			
94084200	G 1 1/4"	65 x 60	300	10	80



STOP & GO DRAIN WITH TOO FULL

Chromed brass automatic drain for wash basin.

CODE	SIZE	Ø HEAD x L mm			
94084201	G 1 1/4"	65 x 60	305	10	80






DRAIN TRAP WITHOUT TOO FULL

Chromed brass drain trap for ceramic wash basin and cement basin, with handle cap, without shank.

CODE	SIZE	Ø HEAD mm			
94234202	G 1 1/4"	80	440	5	40




**DRAIN TRAP TOO FULL**

Chromed brass drain trap for ceramic wash basin and cement basin, with handle cap, without shank.

CODE	SIZE	Ø HEAD mm			
94234201	G 1"1/4	80	440	5	40




**SCREW WITH ROSETTE**

Screw with rosette and triangle for cap with chain.

CODE	SIZE	Ø ROSETTE mm			
60392000	-	40	18	25	-




**CAPS WITH CHAIN**

Black PVC cap with chain and ring.

CODE	SIZE	Ø HEAD mm			
60390031	Ø 31	-	14	25	-
60390040	Ø 40	-	24	25	-
60390052	Ø 52	-	27	25	-




**HANDLE CAPS**

Black PVC handle cap.

CODE	SIZE	Ø HEAD mm			
60391052	Ø 52	-	22	25	-




**SHOWER DRAIN**

Brass drain with stainless steel grid without shank.

CODE	SIZE	Ø HEAD mm			
94314201	G 1"1/4	80	172	10	80
94314801	G 1"1/2	80	158	10	80

**SHOWER DRAIN TRAP**

Brass drain with stainless steel grid without shank.

CODE	SIZE	Ø HEAD mm			
94334201	G 1"1/4	75	304	5	40

**SHOWER DRAIN TRAP**

Sink brass drain with collar and brass chromed grid.

CODE	SIZE	Ø HEAD x H mm			
94368001	G 1"1/4	80 x 85	840	2	16

ACCESSORIES



WELL DRAIN TRAP FOR FLOOR

Chromed brass well drain with vertical threaded outlet.

CODE	SIZE	SQUARE mm			
95089999	G 1"1/4	100 x 100	626	2	-



WELL DRAIN TRAP FOR FLOOR



Chromed brass well drain with side threaded outlet.

CODE	SIZE	SQUARE mm			
95069999	G 1"1/4	100 x 100	824	2	-



SHOWER DISH GRID

Chromed brass grid for shower drain trap, for cod. 94334201.

CODE	SIZE	Ø GRID mm			
97184200	-	60	66	10	-



SHOWER DISH GRID

Chromed brass grid for shower dish well, for cod. 94368001.

CODE	SIZE	Ø GRID mm			
97204200	-	45	38	10	-



GRID FOR FLOOR DRAIN




Chromed brass grid for floor drain, for cod. 95089999 - 95069999.

CODE	SIZE	Ø GRID mm			
97184201	-	90	164	2	-



BELL SHAPED GRID




Stainless steel grid for drain trap.

CODE	SIZE	Ø GRID mm			
97194200	-	45	34	10	-



BATHTUB COLUMN




Brass automatic bathtub column.

CODE	SIZE	Ø GRID mm			
94484800	G 1"1/2	-	1030	1	20



ELBOW SHANK IN PEHD




Elbow shanks in PEHD with brass nut and gasket.

CODE	SIZE	Ø PIPE mm			
94574201	G 1"1/4	40	82	10	-
94574801	G 1"1/2	40	100	10	-



STRAIGHT SHANK




Straight brass shanks with nut and gasket.

CODE	SIZE	Ø PIPE mm			
94583400	G 1"	26	46	10	-
94584200	G 1"1/4	32	62	10	-



ELBOW SHANK IN PEHD

Straight shanks in PEHD with brass nut and gasket.

CODE	SIZE	Ø PIPE mm			
94584201	G 1"1/4	40	72	10	-
94584801	G 1"1/2	40	84	10	-


NIPPLE



NIPPLE FLAT-CONICAL SEAT

Galvanized steel Male-Male fitting with flat seat for industrial hoses connection.




ARTICLE DISCONTINUED.

CODE	SIZE			
27302100	G 1/2 x G 1/2	42	-	30
27306000	G 2" x G 2"	402	-	5



NIPPLE FLAT-FLAT SEAT

Galvanized steel nipple Male-Male.

CODE	SIZE			
50081010CF	G 1/8 x G 1/8	10	10	100
50081013CF	G 1/8 x G 1/4	12	10	100
50081313CF	G 1/4 x G 1/4	12	10	50
50081317CF	G 1/4 x G 3/8	14	10	50
50081717CF	G 3/8 x G 3/8	20	10	50
50081721CF	G 3/8 x G 1/2	28	10	50
50081727CF	G 3/8 x G 3/4	52	10	50
50081734CF	G 3/8 x G 1"	74	10	50
50082121CF	G 1/2 x G 1/2	44	10	50
50082127CF	G 1/2 x G 3/4	58	10	50
50082134CF	G 1/2 x G 1"	76	10	50
50082727CF	G 3/4 x G 3/4	46	10	20
50082734CF	G 3/4 x G 1"	78	10	20
50083434CF	G 1" x G 1"	78	10	20



TEST CAPS




Red or blue plastic test caps for system installations test.

CODE	SIZE			
50112101CF-BLU	G 1/2	16	-	50
50112102CF-ROSSO		16	-	50



FASIT GASKET

Sanitary fasit gasket.

CODE	SIZE			
60171700CF	G 3/8	1	100	-
60172100CF	G 1/2	1	100	-
60172700CF	G 3/4	1	100	-
60173400CF	G 1"	1	100	-
60174200CF	G 1"1/4	1	100	-
60174800CF	G 1"1/2	1	100	-
60176000CF	G 2"	2	100	-

CONDITION OF SALE

ORDERS

Contracts entered by agents or representative are not definitive until they are regularly accepted by supplier. The orders sent either through our Agents or directly, are accepted under the "General Sales Conditions" described in the present Price List terms, and will agree, without reservation, to the terms below.

INCOTERMS

The consignments are always Ex works unless differently agreed in the sales contract.

PAYMENT TERMS

The payment terms are those specified in the offers and the order confirmation and are binding.

In case of delay of payment with respect to the agreed due terms, the commercial interest shall be calculated. The delayed payment of previous supplies will authorize us to cancel all orders in progress. Agents and representative are not entitled to collect credits, unless clearly authorised in writing by the supplier.

CLAIMS

Claims on quantities will be accepted within 8 days from the date of receipt of goods. The supplier will not be responsible for missing or damaged packages, unless in the despatch note it is clearly written "accepted with reservation".

COURT

For any controversies the place of jurisdiction shall be: the Court of Low of Brescia.

PRICES

Prices indicated are those clearly agreed in the contract sales confirmed by our order confirmation.

DELIVERY TERMS

The articles part of this catalogue will be consigned within a term of 90 days from order acceptance. Any date inferior to this term is not to be considered accepted unless confirmed in order confirmation.

The delivery times are not binding for the supplier, who will not respond for any damages arising directly or indirectly from delivery delays, or from a total or partial interruption of the supply.

PACKAGING

The standard packaging is at suppliers charges.

The standard packaging does not include special out of size or particular. Where any special packaging is required this will be at customer's charges, unless previously agreed in writing in the contract sales.

RETURN OF GOODS

No goods will be accepted without our previous authorization.

MINIMUM ORDER VALUE

The supplier in addition to checking the feasibility will have the right to deliver orders with a minimum value of 500 Euro.

WARRANTY

The guarantee terms refer to article 3 and 5 of the 199/44/CE Directive. The guarantee is supported by an adequate insurance policy for the "Product Third Party Liability". The guarantee declines any responsibility whereas the installation and the test have not been correctly carried out. The wholesalers and the retailers are compelled to illustrate to their customers and installers all the useful care for a correct installation of our materials.

CATALOGUE VALIDITY

Illustrations, data and references published in this issue are not binding on the supplier who reserves the right to make reasonable changes, both technical and commercial, at his discretion at any time, still without lowering the design performance of the goods.