



## 60 YEARS OF ITALIAN TRADITION

Luxor is an important industrial reality, world wide and European market leader in the production of flexible hoses and components for hydro and thermo-sanitary installations. Luxor has been the expression of the most prestigious made in Italy and the great Italian high technology mechanical workings tradition for fifty years; a quality certified and recognized by the most prestigious International Certification Institutes all over the world.

Our mission is the complete customer satisfaction through a process of continuous technological research in order to make high quality, reliable products, anticipating the market evolutions by innovative partnership with both customers and suppliers. Luxor mission takes

place in its own Research and Development Centre in which new and advanced technologies are constantly analyzed and researched with continuous investments to offer the most innovative and reliable solutions for the international markets at competitive costs, ensuring strict quality controls on each single piece.

Luxor entirely plans and realizes each product, thanks to its decennial know how. The great production strength, a "slender" innovative and advanced industrial organization together with a modern logistic conception, make Luxor able to satisfy every kind of request, even customized, with fast deliveries all over the world.



Luxor is certified ISO 9001:2015 by DEKRA Group certification body

### CERTIFICATION



Please contact our offices for information about technical specifications and certified products or visit the website of the corresponding certification body for the latter.

Please refer to [www.nsf.org](http://www.nsf.org) for a complete list of NSF approved products.  
Please refer to [www.iapmort.org](http://www.iapmort.org) for a complete list of UPC/CUPC approved products.



LUXOR®

## 6 / ANGLE VALVES

## ANGLE VALVES



Luxor Spa shut-off angle valves are high-quality products that can be used in various fields of application: from the well-established use-case under washbasins to connections for toilet cisterns, washing machines and dishwashers.

Both chrome-plated copper pipes and flexible hoses can be connected to the Luxor Spa shut-off angle valves. Luxor Spa angle valves are versatile, safe and easy to install.

## APPLICATIONS



washbasins



bidet



toilet cisterns



washing machines



dishwashers

### RANGE

The Luxor Spa range of angle valves covers all types of plumbing applications and meets the needs of users: they are versatile, easy to install and guaranteed over time.

Luxor Spa angle valves can be fitted with a screw-down or ball shut-off, inspection plug and filter, and swivel connection fittings.

All Luxor Spa angle valves are pressure tested to ensure correct sealing. Luxor Spa angle valves come with accessories such as compression fittings, reductions and hole cover washers.



#### Starx

Screw-down angle valves with filter



#### Deltax

Screw-down angle valves without filter



#### Spheralux

Undersink ball angle valves



#### 50<sup>TH</sup> Series

Decorative undersink angle valves



#### SC Series

Cistern angle valves



#### K Series

Multipurpose angle valves for household appliances



#### G Series

Float angle valves





LUXOR®

ANGLE VALVES

**6.1 / STARX**

# STARX







## SCREW-DOWN ANGLE VALVES WITH FILTER




The STARX series of screw-down angle valves with filter are high quality products that can be used in various applications in addition to the established undersink use.

Both chrome-plated copper pipes and flexible hoses can be connected: STARX angle valves are versatile, safe and easy to install.

### TECHNICAL FEATURES

		
Max temperature	Max pressure	Material
90 °C	10 bar	CW617N
		
Knob	Testing	Installation instructions
ABS	100%	Page 149

### FIELDS OF APPLICATION

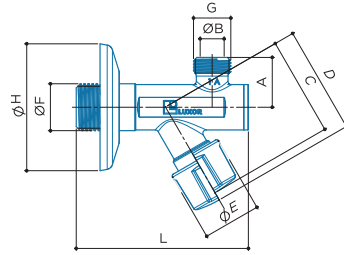


### NYLON SCREW

The screw is made of Nylon (Polyamide 6.6). In addition to its excellent hygienic qualities, the screw possesses excellent mechanical properties that allow it to work without any impairment both at

high and low temperatures, and enable it to withstand the tensile, torsion and impact stresses to which the angle valve may be subjected during normal use.

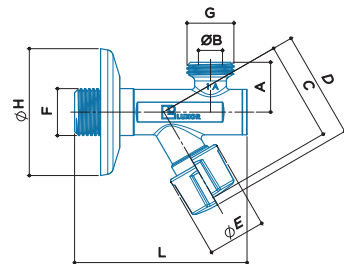
THE RANGE



**S 19**

Undersink screw-down angle valve with filter and sliding collar.

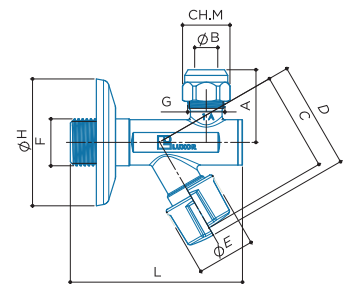
CODE	SIZE	A	B	C	D	E	F	G	H	L	M	N	P			
70502100	G 1/2 - G 3/8	22	10	44	47,5	25,6	G 1/2	G 3/8	56	76	-	-	-	141	10	100



**S 20**

Undersink stop angle valve with filter and sliding collar.

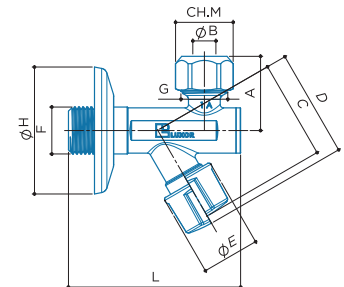
CODE	SIZE	A	B	C	D	E	F	G	H	L	M	N	P			
70512100	G 1/2 - G 1/2	22	10	44	47,5	25,6	G 1/2	G 1/2	56	76	-	-	-	144	10	100



**S 23**

Undersink screw-down angle valve with filter, sliding collar and 3-piece cartridge.

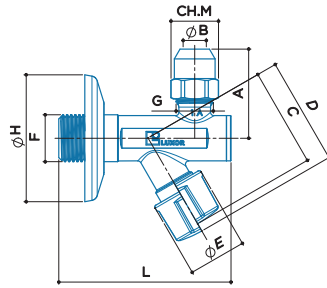
CODE	SIZE	A	B	C	D	E	F	G	H	L	M	N	P			
70502101CC	G 1/2 - G 3/8	32	10	44	47,5	25,6	G 1/2	G 3/8	56	76	19	-	-	156	10	100



**S 24**

Undersink screw-down angle valve with filter, sliding washer and Teflon ogive.

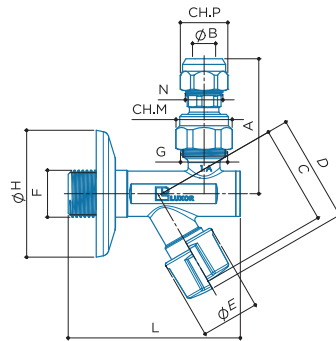
CODE	SIZE	A	B	C	D	E	F	G	H	L	M	N	P			
70512101	G 1/2 - G 1/2	33	10	44	47,5	25,6	G 1/2	G 1/2	56	76	23	-	-	169	10	100



**S 27**

Undersink screw-down angle valve with filter, sliding collar and 3-piece high nut cartridge.

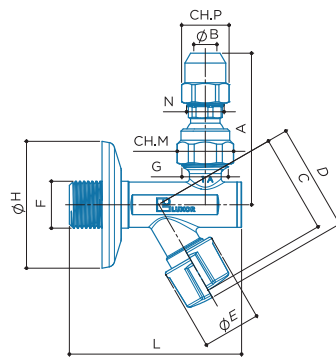
CODE	SIZE	A	B	C	D	E	F	G	H	L	M	N	P			
70502102CC	G 1/2 - G 3/8	40	10	44	47,5	25,6	G 1/2	G 3/8	56	76	19	-	-	162	10	100



**S 30**

Undersink screw-down angle valve with filter, sliding collar and 3-piece cartridge with swivel outlet.

CODE	SIZE	A	B	C	D	E	F	G	H	L	M	N	P			
70512111CC	G 1/2 - G 3/8	60	10	44	47,5	25,6	G 1/2	G 1/2	56	76	23	G 3/8	19	198	10	100

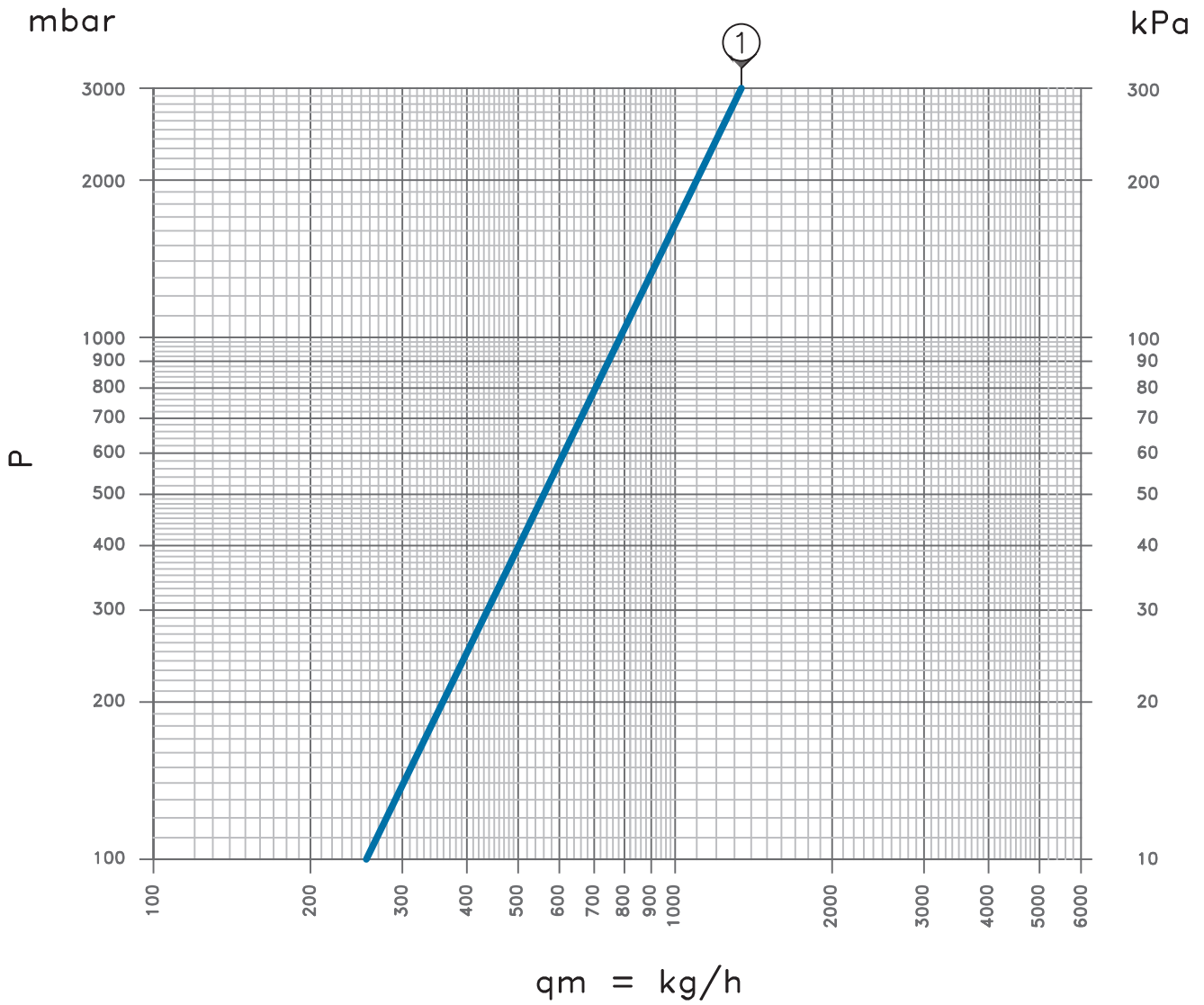


**S 31**

Undersink screw-down angle valve with filter, sliding collar and 3-piece cartridge, high nut with swivel outlet.

CODE	SIZE	A	B	C	D	E	F	G	H	L	M	N	P			
70512112CC	G 1/2 - G 3/8	67	10	44	47,5	25,6	G 1/2	G 1/2	56	76	23	G 3/8	19	205	10	100

FLOW RATE DIAGRAM



ARTICLES	CODE	Kv
S 19	70502100	0,75
S 20	70512100	
S 23	70502101CC	
S 24	70512101	
S 27	70502102CC	
S 30	70512111CC	
S 31	70512112CC	







**LUXOR®**

**ANGLE VALVES**

**6.2 / DELTAX**

## DELTAX

### SCREW-DOWN ANGLE VALVES WITHOUT FILTER



Luxor undersink screw-down angle valve provide superior quality and the assurance of a Made in Italy product. The product range includes taps, compact-sized bodies, and di-

rectional outlet fittings to facilitate their connection in every working condition.

#### TECHNICAL FEATURES



Max temperature

90 °C



Max pressure

10 bar



Material

CW617N



Knob

ABS



Testing

100%



Installation  
instructions

Page 149

#### FIELDS OF APPLICATION



washbasins



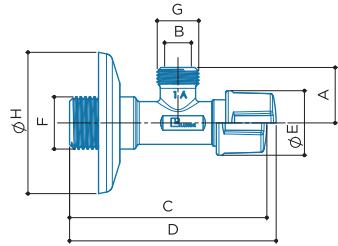
bidet

#### NYLON SCREW

The screw is made of Nylon (Polyamide 6.6). In addition to its excellent hygienic qualities, the screw possesses excellent mechanical properties that allow it to work without any impairment both at

high and low temperatures, and enable it to withstand the tensile, torsion and impact stresses to which the angle valve may be subjected during normal use.

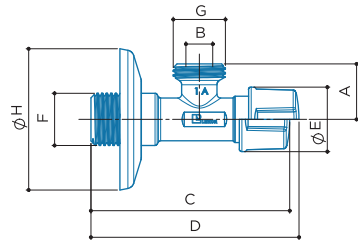
THE RANGE



**S 2**

Undersink screw-down angle valve without filter with sliding collar.

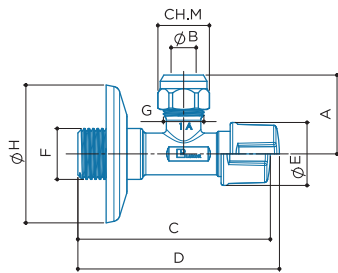
CODE	SIZE	A	B	C	D	E	F	G	H	L	M			
70202100	G 1/2 - G 3/8	22	10	78,2	81,9	25,6	G1/2	G3/8	56	-	-	93	10	100



**S 3**

Undersink screw angle valve without filter with sliding collar.

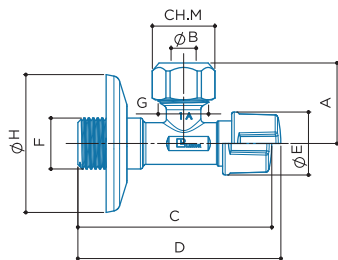
CODE	SIZE	A	B	C	D	E	F	G	H	L	M			
70212100	G 1/2 - G 1/2	22	10	78,2	81,9	25,6	G1/2	G1/2	56	-	-	97	10	100



**S 7**

Undersink screw-down angle valve without filter with sliding collar and 3-piece cartridge.

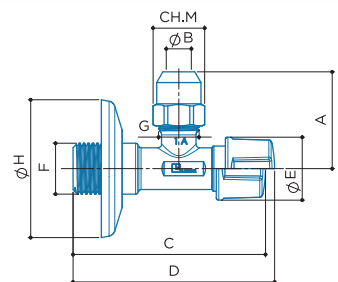
CODE	SIZE	A	B	C	D	E	F	G	H	L	M			
70202101CC	G 1/2 - G 3/8	32	10	78,2	81,9	25,6	G1/2	G3/8	56	-	19	108	10	100



**S 8**

Undersink screw-down angle valve without filter with sliding collar and Teflon ogive.

CODE	SIZE	A	B	C	D	E	F	G	H	L	M			
70212101	G 1/2 - G 1/2	32,8	10	78,2	81,9	25,6	G1/2	G1/2	56	-	23	122	10	100



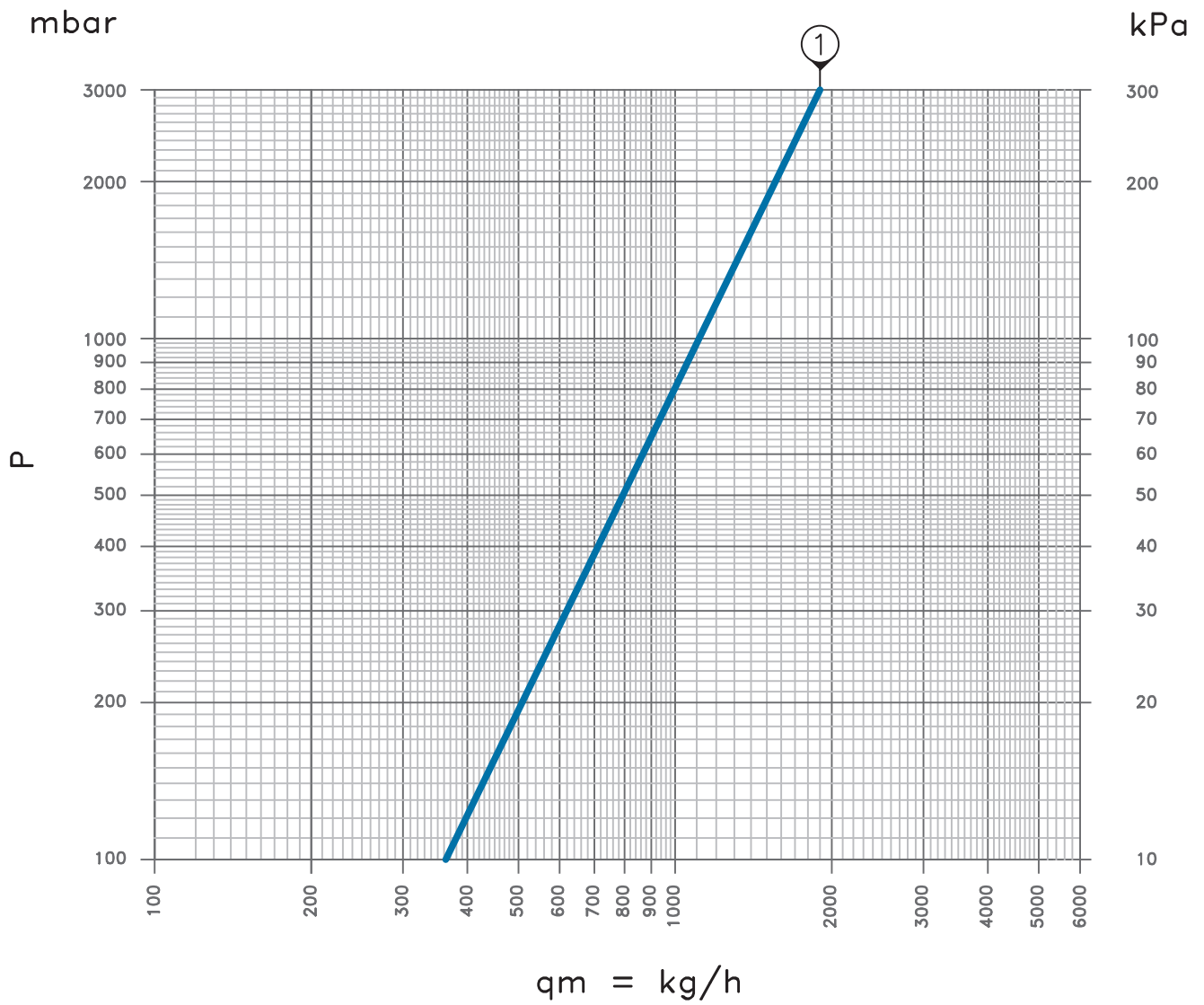
**S 12**

Undersink screw-down angle valve without filter with sliding collar and 3-piece high nut cartridge.

CODE	SIZE	A	B	C	D	E	F	G	H	L	M			
70202102CC	G 1/2 - G 3/8	39	10	78,2	81,9	25,6	G1/2	G3/8	56	-	19	113	10	100



## FLOW RATE DIAGRAM



ARTICLES	CODE	Kv
S 2	70202100	1,1
S 3	70212100	
S 7	70202101CC	
S 8	70212101	
S 12	70202102CC	



LUXOR®

ANGLE VALVES

## 6.3 / SPHERALUX

# SPHERALUX







## UNDERSINK BALL ANGLE VALVES



Ball angle valves offer the practicality of the classic short stroke closure combined with the quality and assurance of a Made in Italy product.

The range includes standard angle valves and angle valves with a directional outlet using articulated fittings for ease of installation.

### TECHNICAL FEATURES

		
Max temperature	Max pressure	Material
90 °C	10 bar	CW617N
		
Knob	Testing	Installation instructions
ABS	100%	Page 149

### FIELDS OF APPLICATION



washbasins



bidet

### BALL AND CONTROL ROD

The ball and the control rod are made of CW614N brass with low lead content in compliance with European standard UNI EN12164, which establishes the chemical composition characteristics. The ball is sealed with virgin PTFE gaskets, while the control rod uses an EPDM double O-ring

safety system, which preserves its sealing characteristics and mechanical resistance over time. All the seals used, PTFE and EPDM, are manufactured in accordance with the strictest international health and environmental safety regulations.

### FILTER

The filter is made of weatherproof and oxidation-resistant AISI 304 stainless steel. The special inspection cap has a convenient notch to facilitate opening/closing and to simplify filter cleaning.

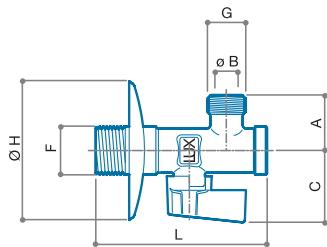
### HANDLE

The handle, with its convenient quarter-turn closure, is made of ABS with a chrome finish and has strong mechanical properties which enable it to withstand the tensile, torsional and impact stresses which the angle valve may be subjected to during normal use.

### GUARANTEED SEAL

All Luxor Spa, ball angle valves are carefully checked under 100% in-line pressure during the assembly phase of the items to ensure tightness and avoid possible leaks after final installation.

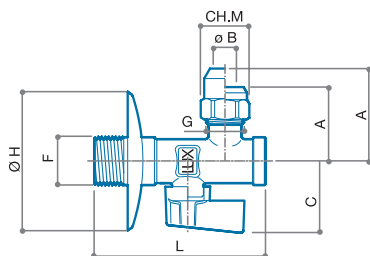
THE RANGE



**V 35**

Undersink ball angle valve with filter and sliding collar.

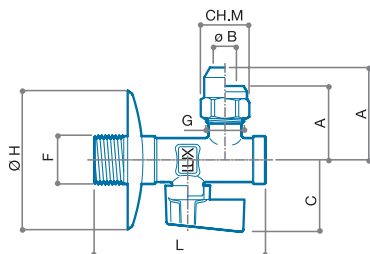
CODE	SIZE	A	B	C	D	E	F	G	H	L	M	N	P			
70902100	G 1/2 - G 3/8	24	10	31	-	-	G 1/2	G 3/8	56	74	-	-	-	128	10	100



**V 43**

Undersink ball angle valve with filter, sliding collar and 3-piece high nut cartridge.

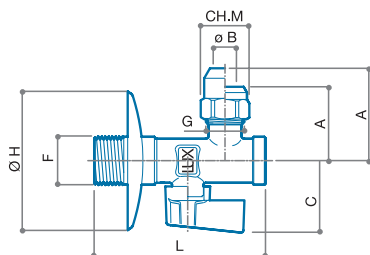
CODE	SIZE	A	B	C	D	E	F	G	H	L	M	N	P			
70902102CC	G 1/2 - G 3/8	40	10	31	-	-	G 1/2	G 3/8	56	74	19	-	-	148	10	100



**V 39**

Undersink ball angle valve with filter, sliding collar and 3-piece cartridge.

CODE	SIZE	A	B	C	D	E	F	G	H	L	M	N	P			
70902101CC	G 1/2 - G 3/8	32	10	31	-	-	G 1/2	G 3/8	56	74	19	-	-	142	10	100

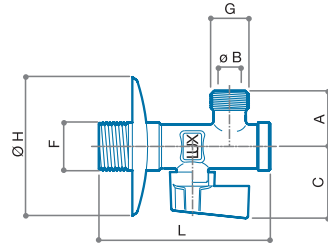


**V 40**

Undersink ball angle valve with filter, sliding collar and Teflon ogive.

CODE	SIZE	A	B	C	D	E	F	G	H	L	M	N	P			
70912101	G 1/2 - G 1/2	32	10	31	-	-	G 1/2	G 1/2	56	74	23	-	-	162	10	100

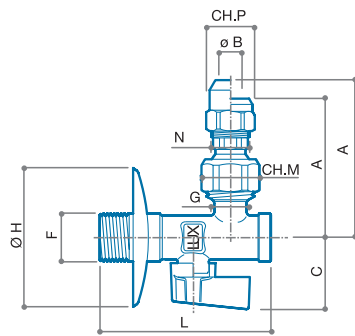




**V 36**

Undersink ball angle valve with filter and sliding collar.

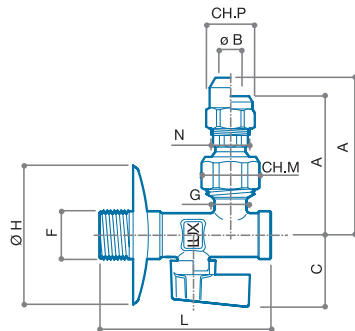
CODE	SIZE	A	B	C	D	E	F	G	H	L	M	N	P			
70912100	G 1/2 - G 1/2	24	10	31	-	-	G 1/2	G 1/2	56	74	-	-	-	134	10	100



**V 46**

Undersink ball angle valve with filter, sliding collar and 3-piece cartridge with swivel outlet.

CODE	SIZE	A	B	C	D	E	F	G	H	L	M	N	P			
70912111CC	G 1/2 - G 3/8	62	10	31	-	-	G 1/2	G 1/2	56	74	23	G 3/8	19	192	10	100



**V 47**

Undersink ball angle valve with filter, sliding collar and 3-piece cartridge, 3-piece high nut cartridge with swivel outlet.

CODE	SIZE	A	B	C	D	E	F	G	H	L	M	N	P			
70912112CC	G 1/2 - G 3/8	68	10	31	-	-	G 1/2	G 1/2	56	74	23	G 3/8	19	198	10	100

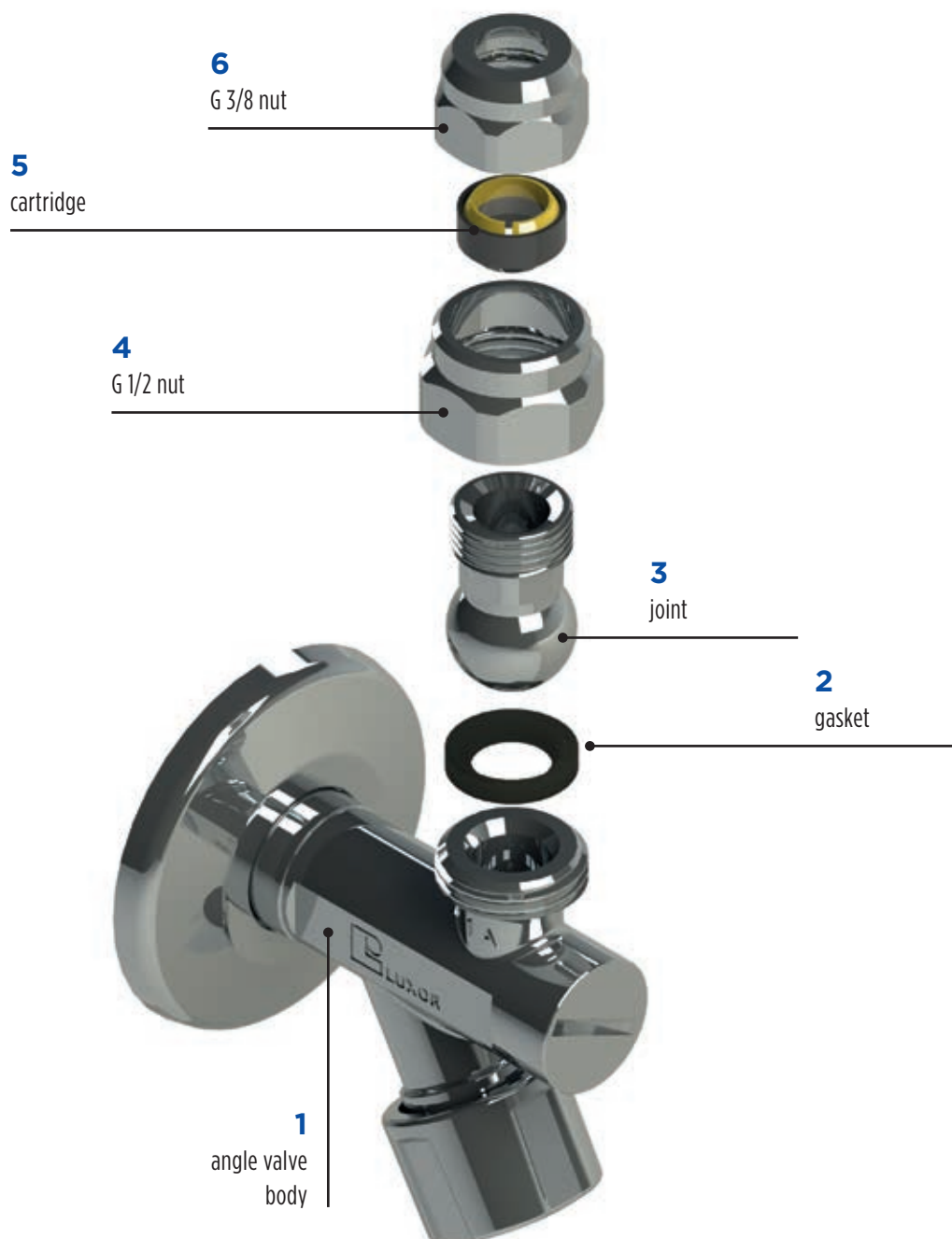
## INSTALLATION INSTRUCTIONS FOR STARX, DELTAX AND SPHERALUX ANGLE VALVES

For the correct assembly of the rigid connections under the basin it is necessary to follow the instructions shown below, carefully checking the assembly direction of the cartridge and seals. It is therefore important to first connect the nipple with washer to the water mains, correctly insert any gaskets between the small elbow and the nipple, insert the RCC cartridge into the tightening nut, paying attention

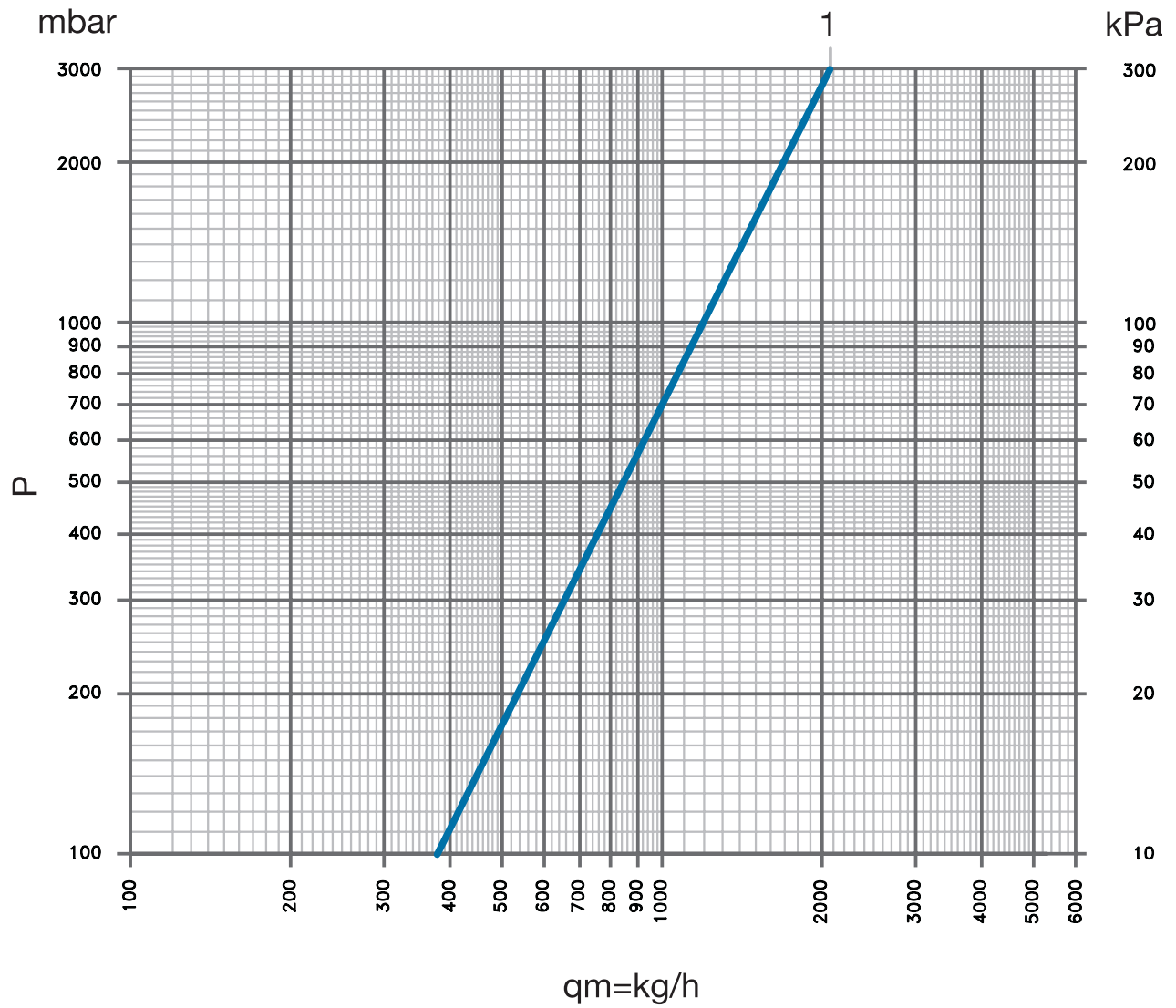
to the direction of insertion, and, finally, tighten the fitting to the tube.

**Caution:**

- Check the correct direction of the cartridge;
- Recommended tightening torque 25 to 30 Nm max.



## FLOW RATE DIAGRAM



ARTICLES	CODE	$K_v$
V 35	70902100	1,20
V 36	70912100	
V 39	70902101CC	
V 40	70912101	
V 43	70902102CC	
V 46	70912111CC	
V 47	70912112CC	



**LUXOR®**

**ANGLE VALVES**

**6.4 / 50<sup>th</sup> SERIES**



## 50<sup>th</sup> SERIES

### DECORATIVE UNDERSINK ANGLE VALVES



The entire 50<sup>th</sup> Series range of angle valves is produced with chrome drag finishing which ensures maximum durability of the products. The bodies of the angle valves are made using CW617N brass with a low lead content.

The screw is made of CW614N brass and all seals are made of peroxide EPDM. 50<sup>th</sup> Series angle valves undergo a double polishing process to achieve an excellent finish.

#### TECHNICAL FEATURES



Max temperature

90 °C



Max pressure

10 bar



Material

CW617N



Knob

ABS

#### FIELDS OF APPLICATION



washbasins



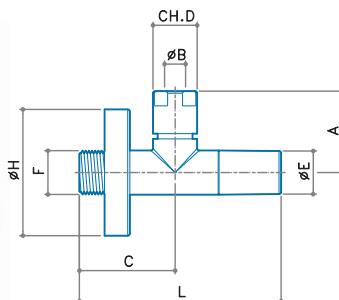
bidet

THE RANGE



CHROME

BLACK



**S 53**

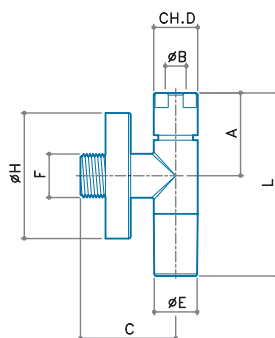
Kit consisting of: 2 straight undersink angle valves with fixed rod, sliding collar and 3-piece cartridge.

CODE	SIZE	FINISH	A	B	C	D	E	F	G	H	L	M			
7095210ICC	G 1/2 - G 3/8	CHROME	39	10	46	19	21	G 1/2	-	60	96	-	400	1	12
7095210CCN	G 1/2 - G 3/8	BLACK	39	10	46	19	21	G 1/2	-	60	96	-	400	1	12



CHROME

BLACK

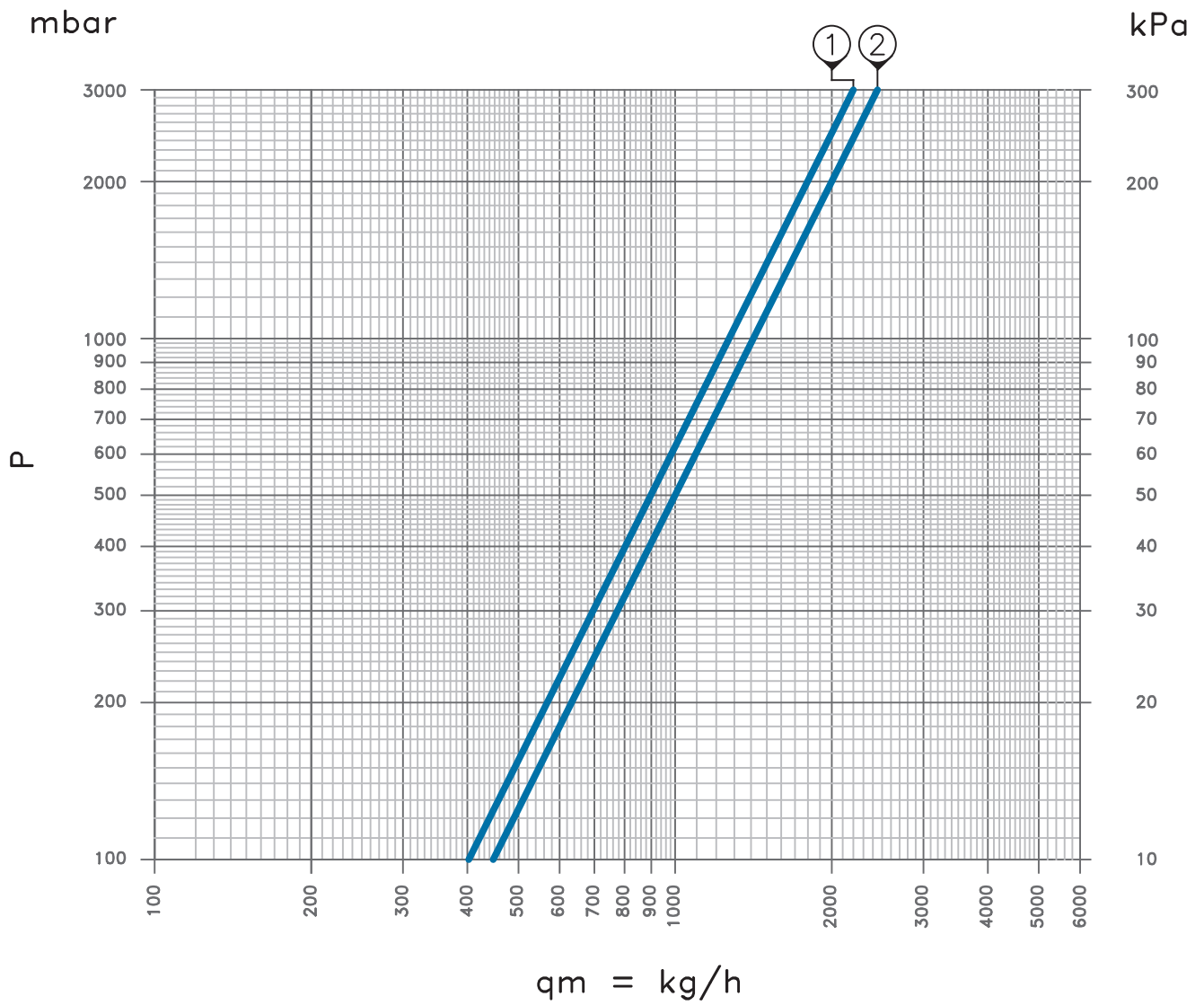


**S 54**

Kit consisting of: 2 angle valves with fixed rod, sliding collar and 3-piece cartridge.

CODE	SIZE	FINISH	A	B	C	D	E	F	G	H	L	M			
7097210ICC	G 1/2 - G 3/8	CHROME	39	10	46	19	21	G 1/2	-	60	88	-	388	1	12
7097210CCN	G 1/2 - G 3/8	BLACK	39	10	46	19	21	G 1/2	-	60	88	-	388	1	12

## FLOW RATE DIAGRAM



ARTICLES	CODE	ELBOW	Kv
S 53	70952101CC	1	1,4
	70952101CCN		
S 54	70972101CC	2	1,45
	70972101CCN		



LUXOR®

ANGLE VALVES

**6.5 / SC SERIES**



## SC SERIES

### CISTERN ANGLE VALVES



This range of angle valves is mainly used to connect toilet flush cisterns to the water mains. In addition to the compact screw-down angle valve, the range also includes assembly kits with copper tubes, compression fittings, connection nip-

ples and washers. The completeness and versatility of these products facilitates and simplifies installation procedures in a wide variety of use cases.

#### TECHNICAL FEATURES



Max temperature

90 °C



Max pressure

10 bar



Material

CW617N



Knob

ABS



Testing

100%

#### FIELDS OF APPLICATION



toilet cisterns

#### NYLON SCREW

The screw is made of Nylon (Polyamide 6.6). In addition to its excellent hygienic qualities, the screw possesses excellent mechanical properties that allow it to work without any impairment both at

high and low temperatures, and enable it to withstand the tensile, torsion and impact stresses to which the angle valve may be subjected during normal use.

#### TUBES

The connection tubes are manufactured using Cu-DHP quality phosphorus deoxidised copper with chemical composition Cu 99.9% min, whose mechanical characteristics, dimensions and tolerances comply with EN1057 and related standards. All manufactured parts are rigorously washed in ultrasonic tanks with neutral agents to eliminate residual processing substances.

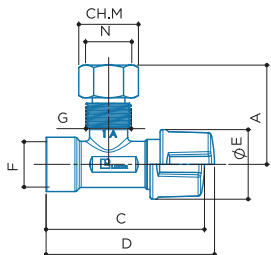
#### HANDLE

The ergonomic handle is made of ABS with a chrome finish and has strong mechanical properties that allow it to withstand the tensile, torsion and impact stresses which the angle valve may be subjected to during normal use.

#### COLLARS

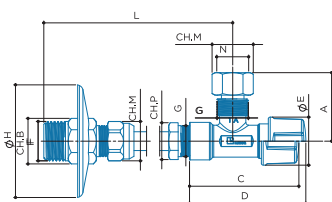
The collars are made of AISI 430 stainless steel and are resistant to weathering, alkaline solutions of organic acids and oxidation up to high temperatures.

THE RANGE



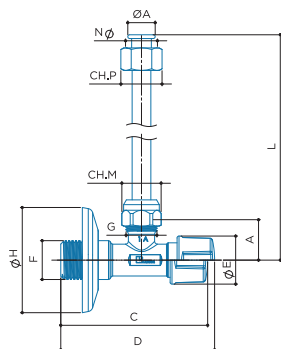
**S 60**  
Cistern angle valve.

CODE	SIZE	A	B	C	D	E	F	G	H	L	N			
70600100	F 3/8 - M 3/8 - F 3/8	36	-	58,2	61,9	25,6	G 3/8	G 3/8	-	-	G 3/8	79	10	100



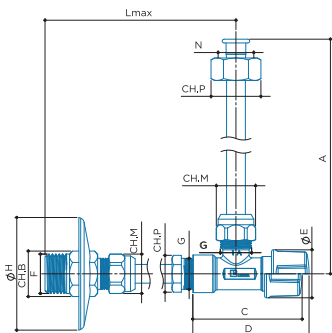
**S 61**  
Cistern angle valve with sliding collar, 20cm chrome-plated copper tube and 3-piece cartridge.

CODE	SIZE	A	B	C	D	E	F	G	H	L	M	N	P			
70600020CC	MPR 1/2 - F 3/8	36	21	58,2	61,9	25,6	G 1/2	G 3/8	60	208	19	G 3/8	17	206	10	80



**S 62**  
Cistern angle valve with sliding collar, 25cm chrome-plated copper tube and 3-piece cartridge.

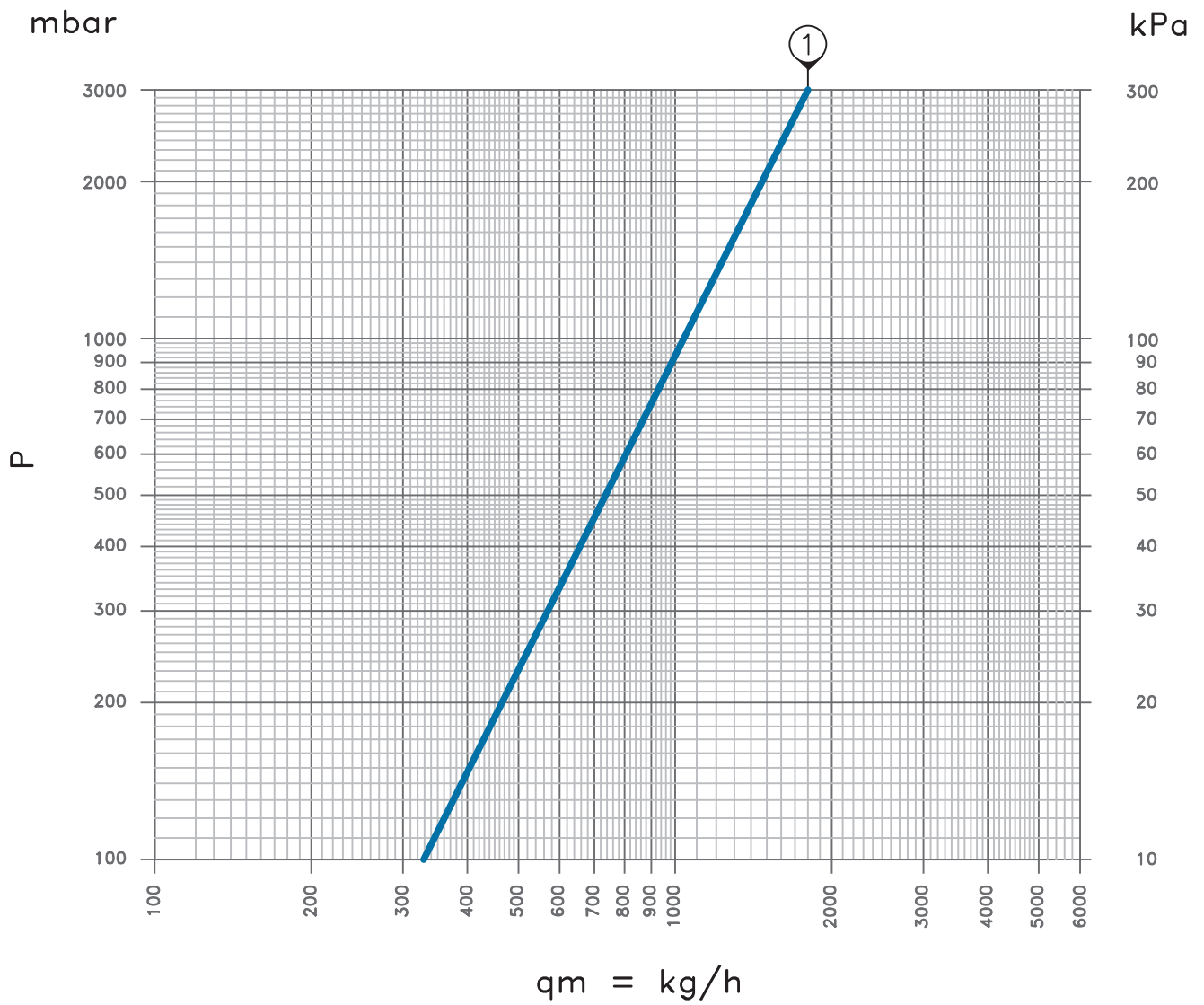
CODE	SIZE	A	B	C	D	E	F	G	H	L	M	N	P			
70601030CC	M 1/2 - F 3/8	14	-	78,2	81,9	25,6	G 1/2	G 3/8	60	258	19	G 3/8	19	175	10	80



**S 63**  
Cistern angle valve with sliding collar, 20 cm chrome-plated copper tubes and 3-piece cartridge.

CODE	SIZE	A	B	C	D	E	F	G	H	L	M	N	P			
70610025CC	MPR 1/2 - F 1/2	258	21	58,2	61,9	25,6	G 1/2	G 3/8	60	208	19	G 1/2	23	257	10	80
70611025CC	MPR 1/2 - F 3/8	258	21	58,2	61,9	25,6	G 1/2	G 3/8	60	208	19	G 3/8	19	255	10	60

## FLOW RATE DIAGRAM



ARTICLES	CODE	Kv
S 60	70600100	1,10
S 61	70600020CC	
S 62	70601030CC	
S 63	70610025CC	
	70611025CC	



**LUXOR®**

**ANGLE VALVES**

**6.6 / K SERIES**

# K SERIES

## MULTIPURPOSE ANGLE VALVES FOR HOUSEHOLD APPLIANCES



The range of multipurpose angle valves includes a variety of items that can be used for the most diverse applications.

The range includes screw-down angle valves, ball angle valves and multi-way valve angle valves, for washing machines, dishwashers and undersink connections.

### TECHNICAL FEATURES



Max temperature

90 °C



Max pressure

10 bar



Material

CW617N



Knob

ABS

### FIELDS OF APPLICATION



dishwashers



washing machines



washbasins

### HANDLE

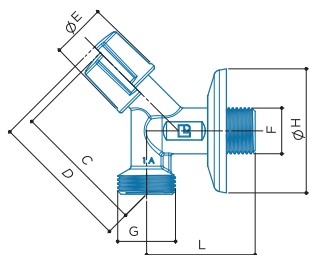
The ergonomic handle is made of ABS with a chrome finish and has strong mechanical properties that allow it to withstand the tensile, torsion and impact stresses which the angle valve may be subjected to during normal use.

### COLLARS

The collars are made of AISI 430 stainless steel and are resistant to weathering, alkaline solutions of organic acids and oxidation up to high temperatures.



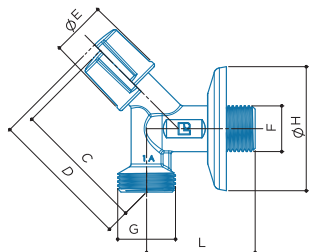
THE RANGE



**S 70**

Washing machine screw-down angle valve with sliding collar and handle inclined at 45°. Without return valve.

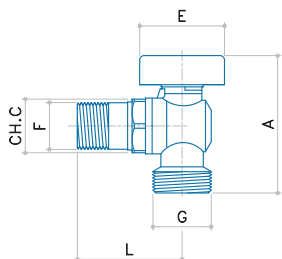
CODE	SIZE	A	B	C	D	E	F	G	H	L	M			
70352105	G 1/2 - G 3/4	-	-	60	65	25,6	G1/2	G3/4	56	49	-	142	10	100



**S 71**

Washing machine screw-down angle valve with sliding collar and handle inclined at 45° with non-return valve to prevent backflow of polluted water into the water mains.

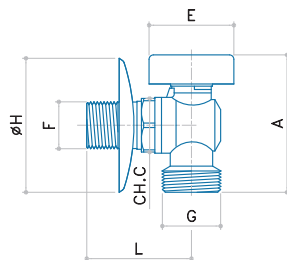
CODE	SIZE	A	B	C	D	E	F	G	H	L	M			
70352102	G 1/2 - G 3/4	-	-	60	65	25,6	G1/2	G3/4	56	49	-	144	10	100



**S 72**

Ball angle valve for washing machine with butterfly handle.

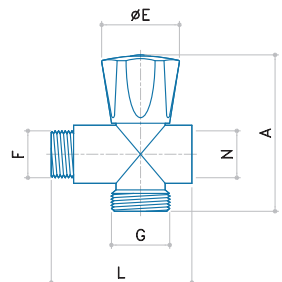
CODE	SIZE	A	B	C	D	E	F	G	H	L	M			
70292127	G 1/2 - G 3/4	62	-	22	-	38	G1/2	G3/4	-	47	-	144	10	100



**S 73**

Ball angle valve for washing machine with butterfly handle and sliding collar.

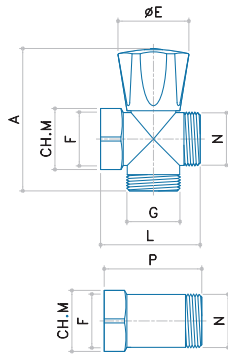
CODE	SIZE	A	B	C	D	E	F	G	H	L	M			
70302127	G 1/2 - G 3/4	62	-	22	-	38	G1/2	G3/4	56	47	-	152	10	100



**S 74**

Intermediate screw-down angle valve with washing machine connection and 6-point handle.

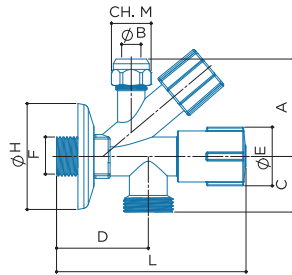
CODE	SIZE	A	E	F	G	L	N			
70312100	G 1/2 - G 1/2 (intermediate) G 3/4 (washing machine connection)	70	35	G1/2	G3/4	63	G1/2	174	10	100



**S 75**

Intermediate screw-down angle valve with washing machine connection, 6-point handle and spacer.

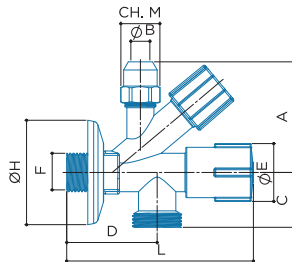
CODE	SIZE	A	B	E	F	G	H	L	M	N	P			
70370000	G 3/4	70	-	35	G3/4	G3/4	-	49	30	G3/4	48	230	10	-



**S 76**

Double outlet screw-down angle valve with washing machine connection, sliding collar and 3-piece cartridge.

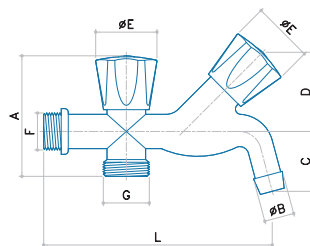
CODE	SIZE	A	B	C	D	E	F	G	H	L	M			
70402101CC	G 3/4 - G 3/8 - G 1/2	53	10	28	49	31	G1/2	G3/4	56	100	19	236	5	50



**S 77**

Double outlet screw-down angle valve with washing machine connection, sliding washer and 3-piece high nut cartridge.

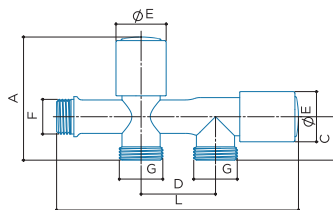
CODE	SIZE	A	B	C	D	E	F	G	H	L	M			
70402102CC	G 3/4 - G 3/8 - G 1/2	61	10	28	49	31	G1/2	G3/4	56	100	19	244	5	50



**S 78**

Double outlet screw-down angle valve with washing machine connection.

CODE	SIZE	A	B	C	D	E	F	G	H	L	M			
70162100	G 1/2 - G 3/4	69	17	34	45	35	G1/2	G3/4	-	130	-	376	6	-



**S 79**

Double outlet screw-down angle valve with connection for washing machine and dishwasher.

CODE	SIZE	A	B	C	D	E	F	G	H	L	M			
70382100	G 1/2 - G 3/4 - G 3/4	74	-	26	45	30	G1/2	G3/4	-	144	-	296	6	-

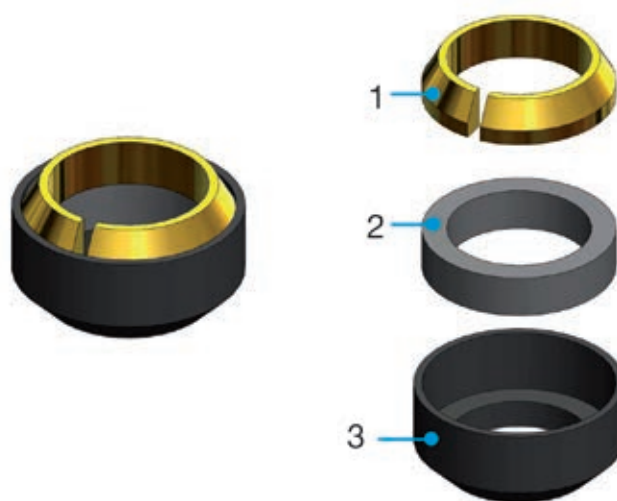
## RCC CARTRIDGE

The RCC cartridge is the safest and most practical solution for connecting angle valves to end users. As the three components are combined into a single body, the RCC cartridge is the definitive solution to the problems of installing compression fittings. No more lost or incorrectly assembled components, but a single piece that guarantees an excellent mechanical and hydraulic seal at the same time.

The cartridge is composed of a compression washer in CW614N annealed brass with excellent mechanical malleabil-

ity, an NBR seal and a high-toughness, impact-resistant nylon containment capsule. The limescale filter is made of weather-proof and oxidation-resistant AISI 304 stainless steel.

The special inspection cap has a convenient notch to facilitate opening/closing and to simplify filter cleaning. The ergonomic handle is made of ABS with a chrome finish and has strong mechanical properties that allow it to withstand the tensile, torsion and impact stresses which the angle valve may be subjected to during normal use.



### 1. 2. Compression washer in CW614N brass

The brass washer has excellent mechanical properties due to the annealing process which improves the malleability of the material, ensuring correct coupling between the fitting and the pipe without exerting excessive tightening force.

### 2. NBR internal seal

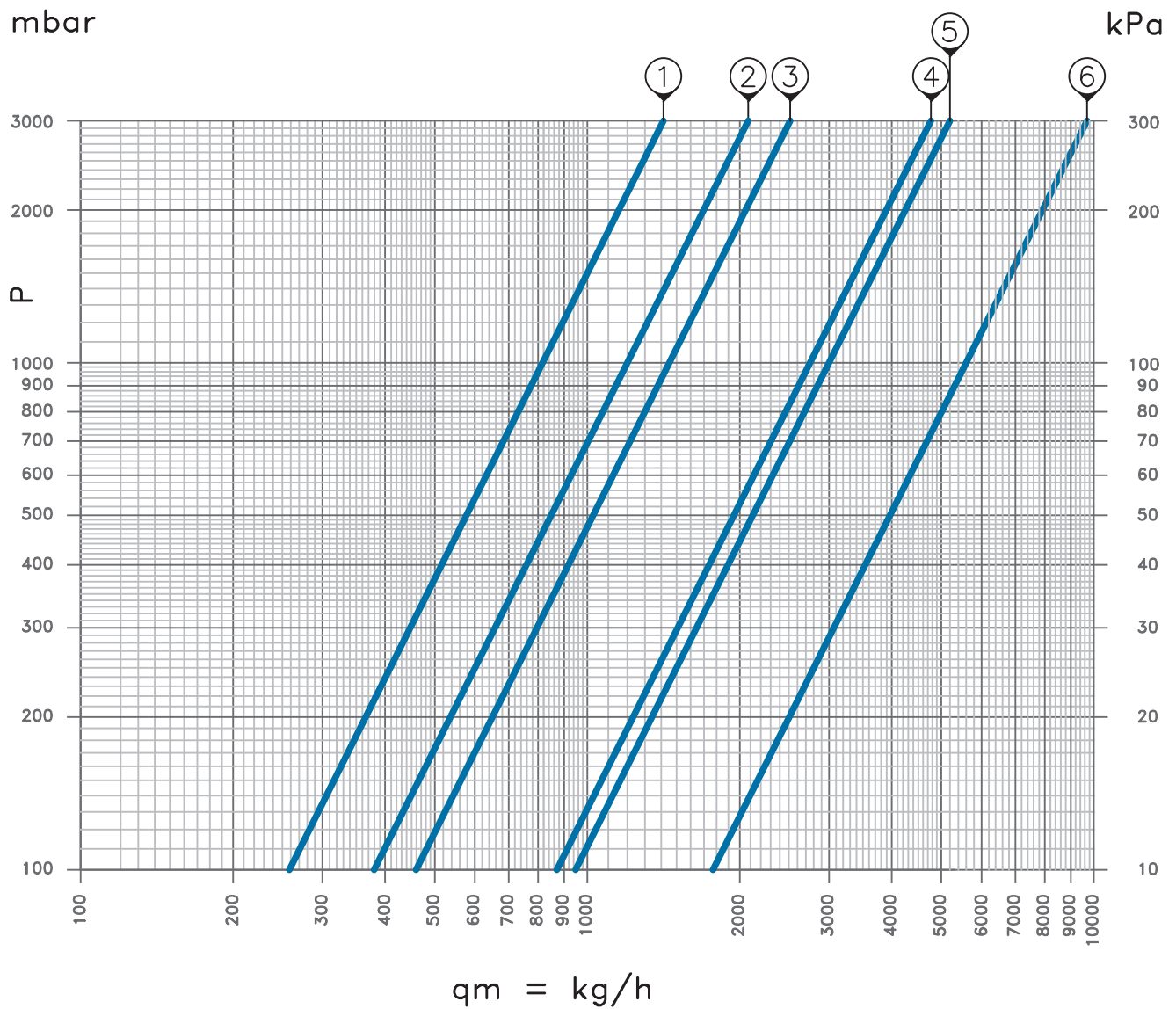
Range of use for temperatures up to 90°C:

NBR seals have good mechanical properties, low permanent deformation and low gas permeability.

### 3. External Nylon Cartridge (Polyamide 6.6)

For use at temperatures up to 90 °C: the Nylon cartridge has excellent mechanical strength coupled with high toughness and impact resistance.

## FLOW RATE DIAGRAM



ARTICLES	CODE	ELBOW	Kv
S 70	70352105	1	0,85
S 71	70352102		
S 76	70402101CC	2	1,20
S 77	70402102CC		
S 72	70292127	3	1,55
S 73	70302127		
S 74	70312100	4	2,75
S 79	70382100		
S 78	70162100	5	3,00
S 75	70370000	6	5,60



LUXOR®

ANGLE VALVES




**6.7 / G SERIES**



## THE RANGE




**G 80**

Round heavy duty brass rod float angle valve, 5 split pins.

CODE	SIZE			
65041700	G 3/8	146	10	-
65042100	G 1/2	168	10	-




**G 81**

Flat heavy duty brass rod float angle valve, 5 cotter pins.

CODE	SIZE			
65012700	G 3/4	271	1	50
65013400	G 1"	410	1	50
65074200	G 1"1/4	1058	-	10
65074800	G 1"1/2	1385	-	10
65076000	G 2"	1872	-	5




**G 82**

Silent, adjustable brass float angle valve with plastic valve seat and tube.

CODE	SIZE			
65091700	G 3/8	154	10	-
65092100	G 1/2	182	10	-

**G 83**

Brass float angle valve with stainless steel valve seat floating and plastic pipe tested at 9 bar pressure.

CODE	SIZE			
65131700	G 3/8	152	10	-
65132100	G 1/2	182	10	-

**G 84**



Adjustable brass float angle valve, for high pressure (12 bar), with flat rod and plastic tube.

CODE	SIZE			
65122700	G 3/4	926	-	30
65123400	G 1"	980	-	30
65124200	G 1"1/4	1834	-	10
65124800	G 1"1/2	1880	-	10
65126000	G 2"	3030	-	5



### FLAT SPHERE




Plastic ball with thread for round rod attachment.

CODE	SIZE			
65150000	-	34	10	50



### ROUND SPHERE

Plastic ball with sliding attachment for flat rod.

CODE	SIZE			
65160001	Ø 120	82	5	20
65160002	Ø 180	214	1	10





LUXOR®

ANGLE VALVES

## 6.8 / ACCESSORIES

## ACCESSORIES



### JOINT AND LOW NUT

3/8 joint with low nut.

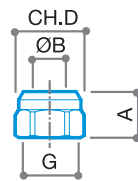
CODE	SIZE			
05210000CC	G 1/2 - G 3/8 Ø 10	56	30	-



### JOINT AND HIGH NUT




3/8 joint with high nut.

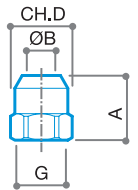
CODE	SIZE			
05220000CC	G 1/2 - G 3/8 Ø 10	62	30	-



### NUT




Chrome-plated brass nut for compression fittings.

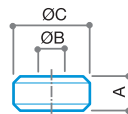
CODE	FITTINGS	A	B	C	D	E	F	G	H	L			
76171000CF	3/8 - Ø 10	14	10	-	19	-	-	G 3/8	-	-	12	50	-
76171200CF	3/8 - Ø 12	14	12	-	19	-	-	G 3/8	-	-	12	50	-
76211000CF	1/2 - Ø 10	15	10	-	23	-	-	G 1/2	-	-	23	50	-
76211200CF	1/2 - Ø 12	15	12	-	23	-	-	G 1/2	-	-	21	50	-
76211400CF	1/2 - Ø 14	15	14	-	23	-	-	G 1/2	-	-	19	50	-



### HIGH NUT




Chrome-plated brass high nut for compression fittings.

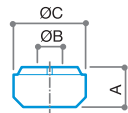
CODE	FITTINGS	A	B	C	D	E	F	G	H	L			
76171001CF	3/8 - Ø 10	22	10	-	19	-	-	G 3/8	-	-	18	50	-



### TEFLON OGIVE

Sealing gasket for compression fittings.

CODE	FITTINGS	A	B	C	D	E	F	G	H	L			
77171000CF	3/8 - Ø 10	6,5	10	14,5	-	-	-	-	-	-	1	100	-
77171200CF	3/8 - Ø 12	7	12	14,5	-	-	-	-	-	-	2	100	-
77211000CF	1/2 - Ø 10	7,5	10	18,5	-	-	-	-	-	-	1	100	-
77211200CF	1/2 - Ø 12	7,5	12	18,5	-	-	-	-	-	-	2	100	-
77211400CF	1/2 - Ø 14	7,5	14	18,5	-	-	-	-	-	-	2	100	-

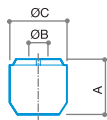


### LOW 3-PIECE CARTRIDGE

Sealing gasket for compression fittings.

CODE	FITTINGS	A	B	C	D	E	F	G	H	L			
77171002CF	3/8 - Ø 10	8	10	14,5	-	-	-	-	-	-	1	100	-

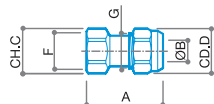




**HIGH 3-PIECE CARTRIDGE**

Sealing gasket for high nut compression fittings.

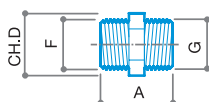
CODE	FITTINGS	A	B	C	D	E	F	G	H	L			
77171003CF	3/8 - Ø 10	14	10	14,5	-	-	-	-	-	-	2	100	-



**CHROMED EXTENSION**

Female brass compression extension fitting with 3-piece cartridge.

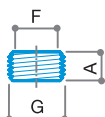
CODE	FITTINGS	A	B	C	D	E	F	G	H	L			
05160000CC	F 3/8 - RCC 3/8	40	10	19	19	-	G 3/8	G 3/8	-	-	40	30	-



**CHROME-PLATED NIPPLE FITTING**

Male-Male brass fitting.

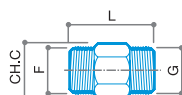
CODE	FITTINGS	A	B	C	D	E	F	G	H	L			
55021700	M 3/8 x M 3/8	31	-	-	17	-	G 3/8	G 3/8	-	-	31	25	-
55022100	M 1/2 x M 1/2	28	-	-	21	-	G 1/2	G 1/2	-	-	36	25	-



**REDUCTION**

Male-Female brass reduction.

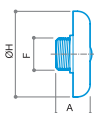
CODE	FITTINGS	A	B	C	D	E	F	G	H	L			
55051700	M 1/2 x F 3/8	10	-	-	-	-	G 3/8	G 1/2	-	-	4	100	-
55052100	M 3/4 x F 1/2	11	-	-	-	-	G 1/2	G 3/4	-	-	14	100	-



**CHROME-PLATED EXTENDED NIPPLE FITTING**

Male-Male brass fitting.

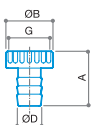
CODE	FITTINGS	A	B	C	D	E	F	G	H	L			
05331721	MP 1/2 x M 3/8	-	-	17	-	-	G 1/2	G 3/8	-	38	50	25	-
05332121	MP 1/2 x M 1/2	-	-	21	-	-	G 1/2	G 1/2	-	38	52	25	-



**CAP WITH WASHER**

Brass cap with ø 55 mm cover washer and fixing screw.

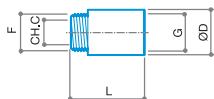
CODE	FITTINGS	A	B	C	D	E	F	G	H	L			
55072100	M 1/2	23	-	-	-	-	G 1/2	-	55	-	55	20	200



**SWIVEL**

Swivel ring nut with nickel-plated brass hose barb.

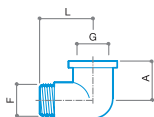
CODE	FITTINGS	A	B	C	D	E	F	G	H	L			
55271500	F 3/4	33	28	-	15	-	-	G 3/4	-	-	24	25	-
55342000	F 1"	40	35	-	20	-	-	G 1"	-	-	38	20	-



### CHROMED M-F EXTENSION




Male-Female chrome-plated polished brass extension.

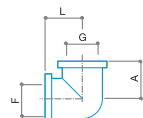
CODE	FITTINGS	A	B	C	D	E	F	G	H	L			
55062110	M 1/2 - F 1/2	-	-	13	24	-	G 1/2	G 1/2	-	20	26	50	-
55062115	M 1/2 - F 1/2	-	-	13	24	-	G 1/2	G 1/2	-	25	32	50	-
55062120	M 1/2 - F 1/2	-	-	13	24	-	G 1/2	G 1/2	-	30	38	50	-
55062125	M 1/2 - F 1/2	-	-	13	24	-	G 1/2	G 1/2	-	35	46	25	-
55062130	M 1/2 - F 1/2	-	-	13	24	-	G 1/2	G 1/2	-	40	52	25	-
55062140	M 1/2 - F 1/2	-	-	13	24	-	G 1/2	G 1/2	-	50	68	25	-
55062150	M 1/2 - F 1/2	-	-	13	24	-	G 1/2	G 1/2	-	60	82	25	-



### CHROME-PLATED 90° M-F ELBOW




Chrome-plated polished brass Male-Female elbow.

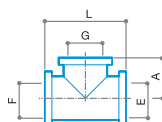
CODE	FITTINGS	A	B	C	D	E	F	G	H	L			
55131700	M 3/8 - F 3/8	24	-	-	-	-	G 3/8	G 3/8	-	30	58	25	-
55132100	M 1/2 - F 1/2	24	-	-	-	-	G 1/2	G 1/2	-	33	68	25	-
55132700	M 3/4 - F 3/4	30	-	-	-	-	G 3/4	G 3/4	-	41	132	10	-
55133400	M 1" - F 1"	39	-	-	-	-	G 1"	G 1"	-	51	268	10	-



### CHROME-PLATED 90° F-F ELBOW




Chrome-plated polished brass Female-Female elbow.

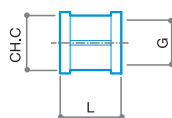
CODE	FITTINGS	A	B	C	D	E	F	G	H	L			
55151700	F 3/8 - F 3/8	23	-	-	-	-	G 3/8	G 3/8	-	23	48	25	-
55152100	F 1/2 - F 1/2	24	-	-	-	-	G 1/2	G 1/2	-	24	68	25	-
55152700	F 3/4 - F 3/4	24	-	-	-	-	G 3/4	G 3/4	-	24	112	10	-
55153400	F 1" - F 1"	35	-	-	-	-	G 1"	G 1"	-	35	168	10	-



### CHROME-PLATED T-FITTING




3-way chrome-plated brass fitting.

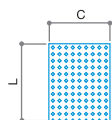
CODE	FITTINGS	A	B	C	D	E	F	G	H	L			
55171700	F 3/8	24	-	-	-	G 3/8	G 3/8	G 3/8	-	48	102	25	-
55172100	F 1/2	24	-	-	-	G 1/2	G 1/2	G 1/2	-	47	98	25	-
55172700	F 3/4	25	-	-	-	G 3/4	G 3/4	G 3/4	-	49	108	10	-
55173400	F 1"	35	-	-	-	G 1"	G 1"	G 1"	-	67	264	10	-



### CHROME-PLATED F-F SLEEVE

Polished chrome-plated brass Female-Female fitting.

CODE	FITTINGS	A	B	C	D	E	F	G	H	L			
55191700	F 3/8-F 3/8	-	-	-	-	-	-	G 3/8	-	31	40	25	-
55192100	F 1/2-F 1/2	-	-	24	-	-	-	G 1/2	-	27	44	25	-
55192700	F 3/4-F 3/4	-	-	30	-	-	-	G 3/4	-	33	66	10	-
55193400	F 1"-F 1"	-	-	37	-	-	-	G 1"	-	250	90	10	-



### STAINLESS STEEL FILTER

Stainless steel filter for Luxor undersink ball angle valves.

CODE	FITTINGS	A	B	C	D	E	F	G	H	L			
2903015CF	Ø 13,8	-	-	13,8	-	-	-	-	-	17,5	0,4	50	-

## GENERAL CONDITIONS OF SALE

**1 PREMISES - 1.1** The present conditions of sale apply to all supplies of Luxor Spa Products (hereafter "Luxor"). Any general conditions, and in particular the conditions of purchase of the Buyer (hereafter "Customer"), unless expressly accepted in writing by Luxor, shall not bind the latter nor exempt the Customer from the application of the present General Conditions (hereafter GSC)

**2. ORDERS - 2.1** The Purchase Orders (referred to as 'Orders') are an irrevocable purchase proposal. By placing an Order, customers fully accept the present General Conditions of Sale.

**2.2** Orders are considered accepted only after Luxor confirms them in writing. The Order confirmation and/or Invoice issued by Luxor will be considered as confirmation.

**2.3** Any changes to the Order requested by the Customer after the sending of the Order Confirmation will only be valid and enforceable after written acceptance by Luxor. Cancellation or modification of Orders without the prior written consent of Luxor, will give Luxor the right to act to obtain reimbursement of the costs incurred, without prejudice to the right to compensation for greater damages.

**3 PRICES - 3.1** Luxor products will be invoiced based on the current price list at the time the order is accepted. Prices do not include VAT or any other taxes.

**3.2** Prices listed in sales catalogues/lists are merely indicative and may be subject to change due to production cost increases. In such cases, Luxor will inform the purchaser of the price increase and provide the reasons.

**4 DELIVERY TERMS - 4.1** The supplies in each individual Order will be delivered within the stated terms in the Order Confirmation.

**4.2** Luxor will not be held responsible for delays in delivery that are not caused by Luxor, such as delays by third parties, including suppliers and sub-suppliers, shippers, and causes of force majeure that result in total or partial inactivity of the plants. In the cases mentioned above, the Customer cannot refuse delivery of the goods, even if it is only partial, nor can they use a delay in delivery as a reason to terminate the contract or claim damages.

**5 SHIPMENTS - 5.1** The products will be delivered to the 'Assigned Port' (Incoterms 2020 EXW), with transport costs and risks borne by the buyer, unless otherwise agreed.

**5.2** Even in the case of agreed delivery in "Free Port" (Incoterms 2020 DDP) with costs borne by Luxor, the goods will still travel at the buyer's risk. Regardless of the delivery terms agreed upon by the parties, the risks will pass to the buyer at the latest with delivery to the first carrier.

**5.3** The transfer of ownership of the goods is suspended until the full price has been paid, but this does not affect the transfer of risk to the purchaser.

**5.4** If special packaging is required, an additional charge as indicated in the price list or order confirmation will be added to the invoice.

**6 PAYMENTS - 6.1** Payments are due as per the terms and manner specified in the order confirmation and/or invoice.

**6.2** Unless otherwise expressly agreed, payments must be made to the bank details mentioned in the sales invoice. For payments made from abroad via bank transfer, the OUR option must be selected to ensure that Luxor receives the net amount on the invoice after deducting bank charges and expenses. Luxor does not authorize any third parties, including agents and representatives, to collect money on its behalf.

**6.3** The Customer is not permitted to suspend or delay payments, even in the event of claims or complaints of defects, and must adhere to the agreed terms.

**6.4** In case of payment interruption or suspension, the Customer will be considered in default. Luxor reserves the right to charge expenses and interest as per Art. 5 and 6 of D.Lgs n. 192/2012, without prejudice to the right to terminate the contract. Delayed payment may also result in Luxor excluding the guarantee for the entire period of delay.

**6.5** If the Customer fails to adhere to the agreed payment terms, or interrupts or suspends payment, Luxor reserves the right to suspend any ongoing supplies and/or make the execution of the current order conditional on the payment of the outstanding debt. Luxor may also withdraw from any further contracts with the Customer and cancel any previously granted favourable conditions, such as discounts or free gifts.

**6.6** The Customer is not permitted to offset any claims they may have against Luxor with debts they owe to Luxor, unless formally authorised by Luxor

**7 EXPRESS TERMINATION CLAUSE - 7.1** Luxor may terminate the contract immediately if the Customer is undergoing bankruptcy or liquidation proceedings, as well as in the event that the Customer is subject to execution proceedings and/or protests and the economic conditions suggest the purchaser is insolvent.

**8 WARRANTY - 8.1** Luxor guarantees the conformity of the products supplied, free from defects that could make them unsuitable for their intended use. The guarantee may be invoked if the defect is due to

manufacturing errors or defects in raw materials that are the responsibility of Luxor.

**8.2** Unless otherwise expressly agreed, the guarantee lasts for one (1) year from the date of delivery. The Customer must make a written complaint within eight (8) days from delivery in the case of apparent defects, or, in the case of hidden defects, from the time of discovery and in any event not later than twelve (12) months from delivery.

**8.3** In the event of non-conforming products, Luxor may, at its discretion, provide the Buyer with replacement products of the same type and quantity free of charge ex works, after verifying the returned products. Any return must always be previously agreed and authorised by Luxor. The goods in question must be returned 'carriage paid' along with a note explaining the reason for the return within 30 days of Luxor's approval. Failure to do so will result in the authorization becoming invalid.

**8.4** If Luxor does not recognize the defective products upon verification, it will invoice those sent as replacements. If Luxor does not recognize the defective products upon verification, they will invoice the replacements. If Luxor is unable to replace defective products, they may issue a credit note to the customer for the value of the defective products. This does not imply any responsibility on Luxor for direct, indirect, or consequential damages resulting from or connected to the defects or faults of the products.

**8.5** It is important to note that this guarantee does not cover instances where the product has been installed, used or maintained in a manner that is contrary to the instructions and warnings provided in the installation, use, and maintenance manuals that were included with the product. Additionally, any installation or repair work should only be carried out by qualified personnel.

**8.6** The guarantee will not apply if the Purchaser breaches their contractual obligations.

**8.7** This warranty is the only warranty and replaces any other written, oral or implied warranties. By accepting these General Terms and Conditions, the Purchaser expressly waives any right of recourse arising from the sale and/or installation of the Products to a non-professional consumer.

**9. RESERVATION OF PROPERTY 9.1** The sale of Luxor S.p. A's Products is carried out under reservation of ownership. Therefore the products will remain the property of Luxor S.p.A. until the full payment of the price by the buyer.

**10 TRANSFER OF THE CONTRACT 10.1** It is forbidden to transfer the Contract and/or any interest, right and obligation connected to it to third parties without specific written approval by Luxor.

**11 PRIVACY - 11.1** The Customer confirms that they have read the information regarding the processing of their personal data, as required by Articles 13 and 14 of Regulation (EU) 2016/679 (GDPR) as amended. The information can be found at <https://luxor.it/privacy-policy>. By accepting these GTC, the Customer consents to the processing of their personal data.

**11.2** Luxor will process the personal data provided by the Customer, including through external parties, to fulfil legal obligations and carry out administrative and commercial tasks related to the contractual relationship.

**12 APPLICABLE LAW AND COURT OF JURISDICTION - 12.1** Contract is governed by Italian law. Anything not expressly governed by these GVCs shall be governed by the rules on sale provided for in articles 1470 et seq. of the Italian Civil Code.

**12.2** The Parties expressly exclude the application of the Vienna Convention on Contracts for the International Sale of Goods. Any disputes related to the Contract, including those regarding its validity, interpretation, execution, and termination, must be referred exclusively to the Court of Brescia.

**12.3** Luxor reserves the right to take legal action at the competent court of the Customer's location to recover any outstanding debts. The local law will apply in this case.

**13 FINAL CLAUSES - 13.1** The possible nullity and/or ineffectiveness of one or more provisions of these GTC shall not affect the validity of the Contract as a whole.

**13.2** Any amendment to the Contract shall be valid only if made in writing and signed by authorised representatives of both Parties.

The customer acknowledges that they are not a 'consumer' and therefore the provisions of law relating to relations between entrepreneurs and consumers do not apply. The customer declares that they have paid particular attention to the following clauses: Introduction (1.1), Orders (2.1-2.3), Prices (3.2), Delivery Terms (4.1-4.2), Shipping (5.1-5.3), and 6. The following sections require approval: Payments (6.2 - 6.3 - 6.4 - 6.5 - 6.6); 7 Express Termination Clause (7.1); 8 Warranty (8.1 - 8.2 - 8.3 - 8.4 - 8.5 - 8.6 - 8.7); 9. Retention of Title (9.1); 10. Applicable Law and Jurisdiction (12.1 - 12.2 - 12.3); 13 Final Clauses (13.1 - 13.2), and they are to be specifically approved.

These general terms and conditions are published on LUXOR's website (<https://luxor.it/>) where they may be consulted, thereby taking full and proper cognisance thereof, pursuant to and for the purposes of Articles 1341 and 1342 of the Civil Code.