



EXPRESSION OF THE MOST PRESTIGIOUS MADE IN ITALY



Founded in Italy in 1961, Luxor has grown into a well-established company in the plumbing and heating industry. With a strong presence in the European market, we specialize in the production of **high-quality hoses and components**. Our constant attention to market needs, as well as to hygiene and environmental standards, has made Luxor a trusted name in the industry.



WATCH
OUR VIDEO



For over sixty years, Luxor has been a symbol of prestigious Made in Italy and the great **Italian tradition** in high-tech mechanical manufacturing.



Luxor products are universally recognized for their reliability and high quality. A **certified quality**, acknowledged by the most prestigious international certification institutes worldwide.



A “lean” and **advanced industrial organization** together with a modern logistic conception, make Luxor able to satisfy every kind of request, even customized, with fast deliveries all over the world.

MISSION

Our mission is the **complete customer satisfaction** through a process of continuous technological research in order to make **high quality, reliable products**, anticipating the market evolutions by innovative partnership with both customers and suppliers. Luxor mission takes place in its own **Research and Development Centre** in which new and advanced technologies are constantly analysed and researched with continuous investments to offer the most innovative and reliable solutions for the international markets at competitive costs, ensuring strict quality controls on each single piece.



SANITARY LINE



Luxor is dedicated to the manufacturing of a wide range of hydro-sanitary products which meets every market requirement. Luxor is a worldwide leader in the field of flexible hoses and under sink connections.



FLEXIBLE HOSES



UNDERSINK PIPE CONNECTIONS



ANGLE VALVES



TRAPS

HEATING LINE



Luxor develops and manufactures solutions for heating and cooling systems. All R&D, design, production and quality assurance activities are carried out directly by Luxor.



RADIATOR VALVES



ELECTRICAL AND ELECTRONIC ACCESSORIES



MANIFOLDS



MODULAR HYDRONIC SYSTEM



VALVES



FITTINGS



PREASSEMBLED GROUPS

CERTIFICATIONS

Over the years, we have obtained more than **40 international Luxor product certifications**, a concrete sign of our commitment to quality and reliability.



Luxor S.p.A. is certified ISO 9001:2015 by DEKRA Group certification body.



Luxor S.p.A. has been awarded the Ecovadis Bronze Medal, ranking among the top 35% of companies worldwide for sustainability practices.



Please contact our offices for information about technical specifications and certified products or visit the website of the corresponding certification body for the latter.

Please refer to www.nsf.org for a complete list of NSF approved products.
Please refer to www.iapmort.org for a complete list of UPC/CUPC approved products.



WELL-BEING AND ENVIRONMENT

THE GREEN SIDE OF LUXOR

In addition to its focus on consumer wellbeing, Luxor shows particular sensitivity to **environmental issues**. We manufacture solid and reliable components while **respecting water, the environment, and human health**.



SUSTAINABILITY

- Transparency and commitment
- Innovation and efficiency



RECYCLABILITY

Each product is designed with a focus on its environmental impact at the end of its life cycle



CONSUMER HEALTH PROTECTION

- Compliance with hygienic and environmental standards
- Use of safe materials for water contact

TOWARDS A MORE SUSTAINABLE FUTURE



ENVIRONMENTAL GOALS

Environmental considerations are among the top priorities for Luxor S.p.A., with a clear focus on creating workplaces with a **lower ecological impact**. The company aims to achieve this by continuously evaluating and adopting new eco-friendly materials, with the goal of reducing the use and generation of hazardous substances while pro-

moting a **circular product management model**. **Reducing energy and water consumption** is another key target Luxor S.p.A. intends to achieve in the short term, through ongoing monitoring and the development of action plans aimed at lowering related **GHG (Greenhouse Gas) emissions**.



SOCIAL GOALS

Luxor is committed to ensuring a **high level of training** for its workforce through internal training programs and close collaboration with industry experts. The adoption of a **shared company policy** and the **active listening** to employees' voices are primary ob-

jectives for Luxor. The company firmly believes that engaging its people and ensuring a safe, positive working environment is essential to achieving its financial and economic goals.



GOVERNANCE GOALS

Luxor S.p.A. has recently adopted its own Code of Ethics, drafted an **anti-corruption policy**, and implemented a **Whistleblowing** mechanism to report unlawful behavior. The company is also committed to preparing a **sustainability report** in compliance with ESRS (CSRD) standards for the year 2024, to be published in 2025.

In addition, Luxor aims to continue its commitment to **transparent and responsible supply chain management**, through a careful evaluation of suppliers based on ESG criteria, with particular attention to **Corporate Social Responsibility (CSR)**.



LUXOR®

FLEXIBLE HOSES

FLEXIBLE HOSES



Luxor's Flexible hoses are first rate Made in Italy products, reliable and top quality products worldwide renowned.

The excellent mechanical and hygienic features, the easiness of their installation and the good value of this product find a continuously increasing appreciation by installers and merchants. The constant attention given to the market demands, to customers' requirements and to the hygienic and environmental obligations, make Luxor's flexible hoses a clear point of reference in the sanitary-plumbing market.



QUALITY AND COMPLIANCE

Luxor's Company's Quality System and Luxor's flexible hoses are approved and certified by the most important International Institutes.



COMPLIANCE WITH EN 13618

EN 13618 compliant flexible hoses are available in sizes from DN 6 to DN 25 and are the optimum choice for carrying potable and sanitary water in any type of installation.



FLEET OF AUTOMATIC MACHINES

The production process makes use of cutting-edge machinery to ensure precise product execution at every stage.



ALL-ROUND DESIGN

Luxor handles the entire hose production process in-house, from design to assembly, ensuring total control over the quality and efficiency of its products.



CUSTOMISED SOLUTIONS

Luxor works with its customers to create customised flexible hoses, developing tailor-made products that meet market requirements.



CONTROL PROCEDURES

Luxor flexible hoses are subjected to rigorous inspection procedures using high resolution cameras to detect any defects, ensuring accurate verification of product quality.



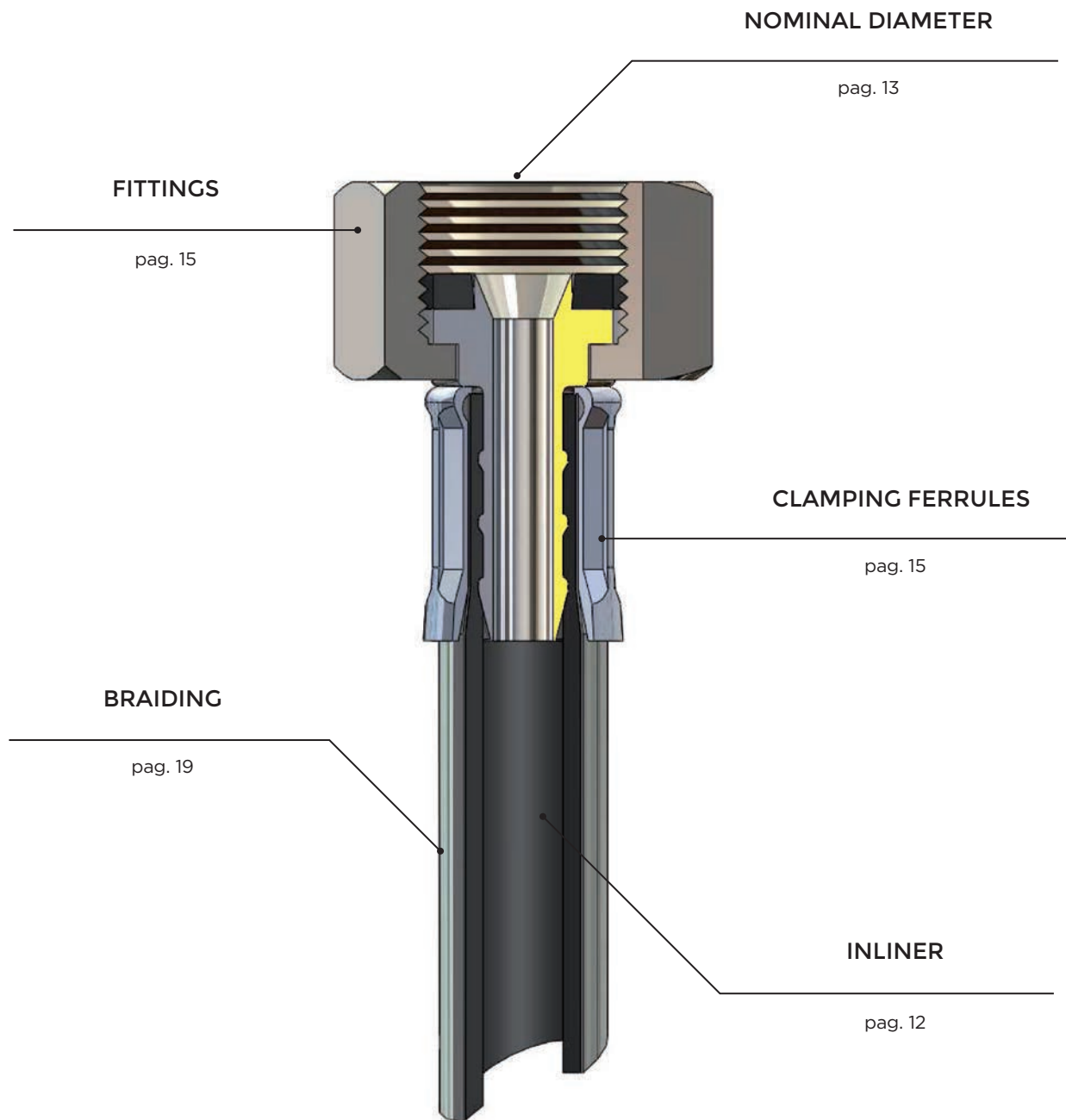
CUSTOMISED FITTINGS

Luxor manufactures customised fittings and offers design services and customised solutions for its customers.



IDENTIFICATION MARK

All Luxor's flexible hoses are clearly and rigorously marked with an identification mark on the clamping ferrules bearing the mark LUX, year of production and the technical-regulation quotes. By marking the hose each producer assumes his responsibility of what is produced: **beware of hoses with no name!**

**APPLICATIONS**

pag. 10

APPROVALS

pag. 20

ASSEMBLY INSTRUCTIONS

pag. 118

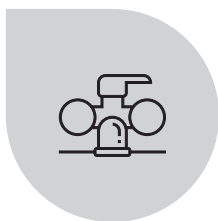
LENGTH INSTRUCTIONS

pag. 120

APPLICATIONS

Luxor Spa's flexible hoses are the ideal solution for every application, both sanitary and industrial. They are safe and easy to install.

The table below shows some of the most common applications, as well as the availability with silicone, TP, EPDM, PEX and butyl inliner.



traditional taps



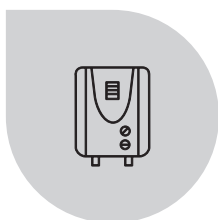
mixers



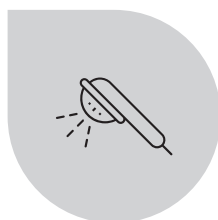
heating systems



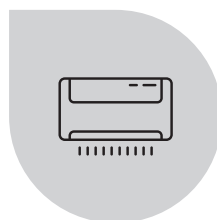
flushing tanks



boilers



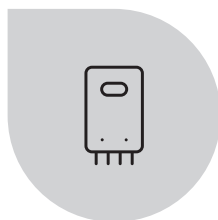
kitchen pull-out shower

conditioning systems /
fan coil

washing machines



mounting columns



water heaters



dishwasher



shower cabins



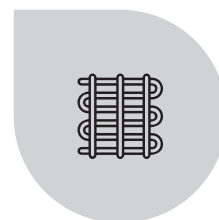
whirlpools































pumps



coffee machines



radiant ceiling panels

Inliner Range	Nominal diameter	Single-lever mixer taps	Two-handle faucets	Mixers	Pull-out shower faucets	Single-hole mixer taps	Coffee machines	Cisterns	Water installations	Sanitary systems	Boilers	Inlet hoses	Water meters	Whirlpools	Shower cubicles	Fancoils	Heating systems	Pumps	Autoclaves	Heat pumps	Air-conditioning systems	Greenhouses	Risers	Common installations	Radiant ceiling panels
   	DN6	•		•			•																		
   	DN8	•	•	•	•	•	•	•	•	•	•					•	•				•				•
  	DN10		•						•	•	•	•				•	•				•				•
   	DN13								•		•	•	•	•	•	•	•				•				•
 	DN15										•						•	•	•	•	•	•	•	•	
  	DN18																•	•	•	•	•	•	•	•	
  	DN25																•	•	•	•	•	•	•	•	
  	DN32																•	•	•		•	•	•	•	
	DN40																•	•	•			•	•	•	
	DN50																•	•	•			•	•	•	

INLINER

SILICONE

Silicone, a noble high-quality material, has gained growing recognition on sanitary markets at an international level.

It is the most hygienic material available on the market and guarantees complete purity. Outstanding elasticity and excellent mechanical properties throughout the temperature range exemplify its characteristics.



HYGIENIC PURITY



RESISTANCE TO HIGH TEMPERATURE



THERMOPLASTIC

As the result of years of R&D of noble and high-performance materials, TP combines the purity and hygiene of PEX and silicone with the outstanding mechanical properties of EPDM.

Flexibility, versatility and usability make Luxor TP hoses a high-quality product certified by the most prominent international institutes. Luxor TP hoses were developed in order to protect the end users' wellbeing and the environment by being hygienically pure and completely recyclable.



APPROVALS



FLEXIBILITY



EPDM

EPDM rubber is the most widespread inliner material. Available in various compounds, it shows excellent hygienic and mechanical characteristics as well as resistance to oxidation, environmental factors and high temperatures.



MECHANICAL RESISTANCE



COMPLETE RANGE



PEX

PEX is a thermoplastic material endowed with excellent hygienic properties which does not affect the taste and smell of water throughout the temperature range. PEX hoses have established themselves on the market as a good alternative to EPDM.



GOOD HYGIENIC PURITY



BUTYL

Butyl is a material with low oxygen permeability. This feature makes it suitable for all closed circuit applications where oxygen creates corrosion.



RESISTANCE TO OXYGEN PERMEABILITY










NOMINAL DIAMETER

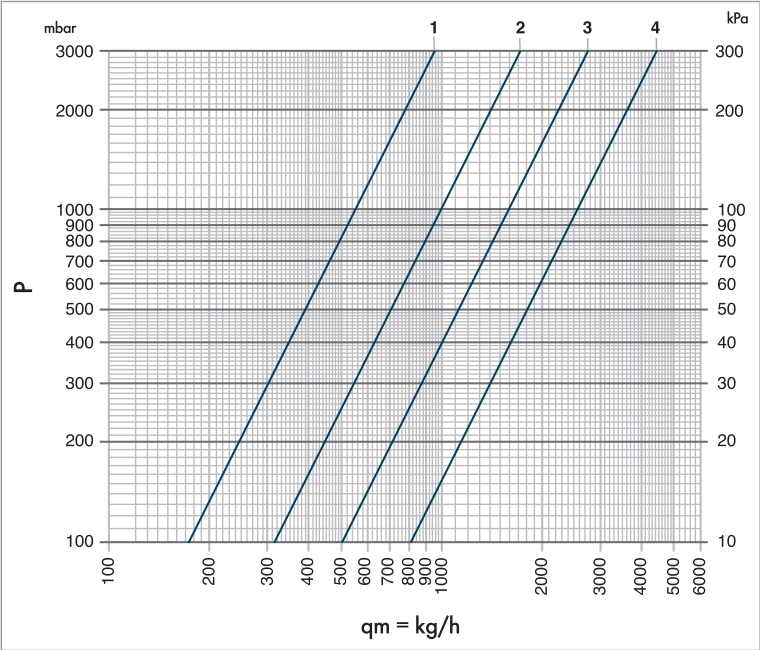
Luxor Spa's range of hoses comprises products which comply with the most prominent international standards and the current European norm EN13618:2017.

The table below shows the most relevant technical features for every nominal diameter, as well as the availability with silicone, TP, EPDM, PEX and butyl inliner.

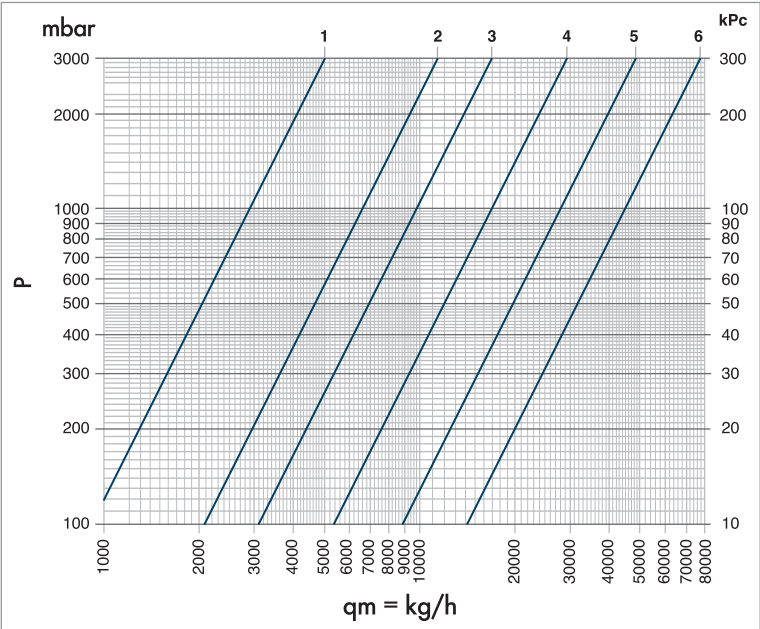
Inliner Range	Nominal Diameter	Inner ø mm	Outer ø mm	Min bending radius	Inner fittings ø mm	Flow rate at 3 bar	Max working pressure	Max working temperature	Min working temperature	Available Fittings	Available Braids	Clamping ferrules material
	DN6	6,3	10	40	4,7	16 l/min	10 Bar	70° C	-5° C	Brass, stainless steel, plastic	Stainless steel, nylon PA 6.6	Stainless steel
	DN8	8,5	12	48	6,2	28 l/min	10 Bar	70° C	-5° C	Brass, stainless steel, plastic	Stainless steel, nylon PA 6.6	Stainless steel
	DN8	8,5	12,3	48	6,2	28 l/min	10 Bar	90° C	-20° C	Brass	Stainless steel	Stainless steel
	DN10	9,4	13	56	7,5	46 l/min	10 Bar	70° C	-5° C	Brass, copper, stainless steel, plastic	Stainless steel, nylon PA 6.6	Stainless steel
	DN10	9,4	13,7	56	7,5	46 l/min	10 Bar	90° C	-20° C	Brass	Stainless steel	Stainless steel
	DN13	12,5	18	72	10	74 l/min	10 Bar	70° C	-5° C	Brass, copper, stainless steel, plastic	Stainless steel, nylon PA 6.6	Stainless steel
	DN13	12,5	17,8	72	10	74 l/min	10 Bar	90° C	-20° C	Brass	Stainless steel	Stainless steel
	DN15	15	20	80	12,5	83 l/min	10 Bar	110° C	-5° C	Brass, copper, stainless steel, galvanised steel	Stainless steel, galvanised steel	Stainless steel
	DN15	15	19,8	80	12,5	83 l/min	10 Bar	90° C	-20° C	Brass	Stainless steel	Stainless steel
	DN18	19	26	104	15,5	200 l/min	10 Bar	110° C	-5° C	Brass, copper, stainless steel, galvanised steel	Stainless steel, galvanised steel	Stainless steel, aluminium
	DN18	19	25,7	104	15,5	200 l/min	10 Bar	90° C	-20° C	Brass	Stainless steel	Stainless steel
	DN25	25,5	33	132	21	280 l/min	10 Bar	110° C	-5° C	Brass, copper, stainless steel, galvanised steel	Stainless steel, galvanised steel	Stainless steel, aluminium
	DN25	25,5	32,8	132	21	280 l/min	10 Bar	90° C	-20° C	Brass	Stainless steel	Stainless steel
	DN32	32	42	168	27	490 l/min	6 Bar	110° C	-5° C	Brass, stainless steel, galvanised steel	Stainless steel, galvanised steel	Stainless steel, aluminium
	DN32	32	41,6	168	27	490 l/min	6 Bar	90° C	-20° C	Brass	Stainless steel	Stainless steel
	DN40	40	53	212	32	800 l/min	6 Bar	110° C	-5° C	Brass, stainless steel, galvanised steel	Stainless steel, galvanised steel	Aluminium
	DN50	50	65	275	41	1300 l/min	6 Bar	110° C	-5° C	Brass, stainless steel, galvanised steel	Stainless steel, galvanised steel	Aluminium

FLOW RATE CHARTS

Flow capacity diagram on hoses with straight fittings, length 1400 mm.



HOSE DIMENSIONS	POS	Kv	Flow l/min con ΔP 3 bar
DN 6	1	0,55	16
DN 8	2	0,97	28
DN 10	3	1,59	46
DN 13	4	2,56	74



HOSE DIMENSIONS	POS	Kv	Flow l/min con ΔP 3 bar
DN 15	1	2,9	83
DN 18	2	6,6	200
DN 25	3	9,8	280
DN 30	4	17	490
DN 40	5	28	800
DN 50	6	45	1300

FITTINGS



MATERIALS

CW617N AND CW614N

The end connectors are produced in brass CW617N and CW614N with low lead content in compliance to the recent rules UNI EN12165 and UNI EN12164.

CW602N, CW724R, CW511L

Which differs from the commonly used brass, since it prevents the brass from dezincification caused by the loss of zinc and the consequent redeposit of copper.

CW724R, CW511L, CW510L

With the main target to constantly improve the hygienic quality of the product and to improve the pureness of the materials, Luxor is engaged to use for particular markets special brass with very low content of lead (<0.2%).

ACCIAIO INOX AISI304

Where high resistance to oxidation and good resistance to mechanical stress is required, the fittings are produced in stainless steel AISI304.

DEOXIDATED PHOSPHOR COOPER

Cu-DHP quality with chemical composition: Cu 99,9% min, whose mechanical qualities, dimensions and tolerances are in compliance to the EN1057 rule and its connected regulations.

STEEL AVP

For particular requirements are also available end connectors in steel AVP.



SEALING GASKETS AND O-RINGS

The water tightness of the end connectors is guaranteed by the use of gaskets and o-rings in EPDM and NBR, materials with high ozone free properties, which preserve their tightening features and mechanical resistance throughout times. The compounds used, thanks to the excellent hygienic properties, are fit for drinking water adduction, and have been approved by the most rigorous Certification Institutes of the hydrosanitary field.

The mechanical, physical and hygienic qualities of the gaskets and o-rings are constantly tested with specific laboratory tests both carried out internally or externally to verify their conformity to the rules requirements.



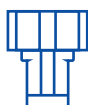
THE CHALLENGE

Though the percentage of lead within the brass alloys for the fittings are low and guaranteed by the European regulation, the new challenge that producers of plumbing material are facing is the total exclusion of lead from the manufactured products.



PROCESSINGS

The fittings, based on the specific markets demands or on product certification requirement, undergo further manufacturing processes such as: normalization (to stress relieve the material and reduce the surface hardness and avoid the occurring of production cracks).






























CLAMPING FERRULES

The clamping ferrules of the end connectors are in stainless steel AISI 304 (from DN6 to DN50) and in aluminium (from DN15 to DN50), materials firm and safe, which differing from brass, are not subjects to breakage given by stress corrosion.












TYPE OF FITTINGS





Luxor's main target is that to satisfy the customer during the development process of the new products and give new technical solutions.




Inliner Range	Nominal Diameter				
<div> <div></div> Silicone <div></div> EPDM <div></div> Thermoplastic <div></div> PEX </div>	DN6	Short male M 8x1 - 18 mm M 10x1 - 18 mm M 11x1 - 20 mm		Medium male M 8x1 - 44 mm M 10x1 - 44 mm	
		Long male M 8x1 - 74 mm M 10x1 - 74 mm		Smooth Pipe ø 10 mm	
		Safety end Pipe ø 8 mm ø 10 mm		Female without gasket G 1/4 - G 3/8 - G 1/8 G 1/2 - M 10x1 M 15x1 M 12x1 - 9/16 - 24 unef	
		Collar G 1/2		Male G 1/8 G 3/8 G 1/2	
		Swivel Male M 12x1 M 15x1 G 3/8		Female with gasket G 3/8 - G 1/2 M 10x1 - M 15x1 9/16 - 24 unef	
Inliner Range	Nominal Diameter				
<div> <div></div> Silicone <div></div> EPDM <div></div> Thermoplastic <div></div> Butyl </div>	DN8	Short male M 10x1 - 18 mm M 11x1 - 19 mm M 12x1 - 19 mm		Medium male M 10x1 - 46 mm M 12x1 - 43 mm	
		Long male M 10x1 - 74 mm M 12x1 - 75 mm		Smooth Pipe ø 10 mm ø 15 mm	
		Safety end Pipe ø 10 mm		Male G 1/4 G 3/8 G 1/2 G 3/4	
		Female without gasket G 1/4 - G 3/8 - G 1/2 G 3/4 - M 15x1		Elbow Female without gasket G 1/4 - G 3/8 G 1/2 - G 3/4	
		Compressor Fitting ø 10 mm ø 12 mm ø 14 mm ø 15 mm		Swivel Male M 15x1 G 3/8 G 1/2	
		Collar G 1/2		Female with o-ring G 3/8	
		Elbow Female with o-ring G 3/8		Female with gasket G 3/8 - G 1/2 G 3/4 - 1/2 NPSM 9/16 - 24 unef	
		Elbow Female with gasket G 3/8 - G 1/2 G 3/4		Extended Male G 3/8 - 26 mm G 1/2 - 28 mm	
		Push-Fit Fitting ø 8			




Silicone
 EPDM
 Thermoplastic
 PEX
 Butyl

Please contact our technical department for further information

Inliner Range	Nominal Diameter								
<div><div></div> EPDM</div> <div><div></div> Thermoplastic</div> <div><div></div> Butyl</div>	DN10	<div>Short male M 12x1 - 16 mm</div> <div></div>	<div>Male G 1/4 G 3/8 G 1/2</div> <div></div>	<div>Female without gasket G 3/8 G 1/2 G 3/4</div> <div></div>	<div>Elbow Female without gasket G 3/8 G 1/2 G 3/4</div> <div></div>				
		<div>Compressor Fitting ø 10 mm ø 12 mm ø 14 mm ø 15 mm</div> <div></div>	<div>Wings Female with or without o-ring G 1/2</div> <div></div>	<div>Swivel Male G 3/8 G 1/2</div> <div></div>	<div>Brass Push-Fit ø 12</div> <div></div>				
		<div>Female with gasket G 3/8 - G 1/2 G 3/4</div> <div></div>	<div>Elbow Female with gasket G 1/2 - G 3/4</div> <div></div>	<div>Extended Male G 3/8 - 26 mm G 1/2 - 28 mm</div> <div></div>					

Inliner Range	Nominal Diameter								
<div><div></div> Silicone</div> <div><div></div> EPDM</div> <div><div></div> Thermoplastic</div> <div><div></div> Butyl</div>	DN13	Male G 3/8 G 1/2 G 3/4		Female without gasket G 3/8 G 1/2 G 3/4		Elbow Female without gasket G 1/2 G 3/4 G 1"		Smooth Pipe ø 15 mm	
		Safety end Pipe ø 15 mm		Compressor Fitting ø 12 mm ø 15 mm		Brass Push-Fit ø 12		Female with gasket G 1/2 - G 3/4	
		Elbow Female with gasket G 1/2 - G 3/4		Extended Male G 1/2 - 28 mm					

Inliner Range	Nominal Diameter								
<div><div></div> EPDM</div> <div><div></div> Butyl</div>	DN15	Male G 1/2 G 3/4		Female G 1/2 G 3/4		Elbow Female G 1/2 G 3/4		Smooth Pipe ø 15 mm	

Inliner Range	Nominal Diameter								
<div><div></div> Silicone</div> <div><div></div> EPDM</div> <div><div></div> Butyl</div>	DN18	Male G 3/4 G 1"		Female G 3/4 G 1"		Elbow Female G 3/4 G 1"		Smooth Pipe ø 22 mm	


Inliner Range	Nominal Diameter								
<div><div></div> Silicone</div> <div><div></div> EPDM</div> <div><div></div> Butyl</div>	DN25	Male G 1"		Female G 1" G 1" 1/4 G 1" 1/2		Elbow Female G 1"		Smooth Pipe ø 28 mm	

Inliner Range	Nominal Diameter						
<div><div></div> Silicone</div> <div><div></div> EPDM</div> <div><div></div> Butyl</div>	DN32	Male G 1" 1/4		Female G 1" 1/4		Elbow Female G 1" 1/4	

Inliner Range	Nominal Diameter		
<div> EPDM</div>	DN40	Male G 1" 1/2	Female G 1" 1/2

Inliner Range	Nominal Diameter		
<div><div></div> EPDM</div>	DN50	Male G 2"	Female G 2"

BRAIDING



MATERIALS

STAINLESS STEEL THREADS AISI 304

The external reinforcing braiding is made using stainless steel threads AISI 304 \varnothing 0,20 mm, \varnothing 0,22 mm, galvanized steel threads \varnothing 0,30 mm and Nylon threads PA 6.6 \varnothing 0,25 mm and \varnothing 0,30 mm. These threads, joined to become plaits are assembled so to cover completely the inner pipe giving to the flexible hose the faculty to sustain the normal working pressure and the possible overpressure which can occur during an ordinary performance of the hydraulic system.

STEEL THREADS

Steel threads have a minimum \varnothing 0,20 mm, a higher dimension of the one normally employed by other producers, so to guarantee a safe and reliable top quality product. Thanks to this excellent covering material, Luxor's flexible hoses have successfully passed the most severe mechanical tests of European and International Certification Institutes of the hydrosanitary field.

NYLON THREADS

The Nylon PA 6.6 threads also assure excellent resistance and good mechanical qualities thanks to the elasticity of material and the good performance at high and low temperature. Flexible hoses with braiding in Nylon PA 6.6 have found a large market in the kitchen mixers with pull-out showers for example, due to their good performance and their resistance to the wear and tear due to the friction rub and to the low noise produced during the normal daily use.

































































BRAIDING
























































The braiding percentage of covering can change in accordance to the specific product requests and to the customer's requirements, going from a 97% cover until 80%.

The 97% braiding covers perfectly the inner pipe making the flexible hose mechanically more resistant to the strains and giving a better aesthetic exterior.

The thread dimension, the quality of the material and the covering percentage of the braiding distinguish Luxor's hoses, products with a high quality profile, from those of other producers.














































APPROVALS


























































Nominal Diameter						
DN6		Nation: Italy  Certification: DM 174 Inliner Range:    		Nation: Australia  Certification: WATERMARK Inliner Range:    		Nation: Denmark  Certification: VA Inliner Range:  
		Nation: France  Certification: QB Inliner Range:    		Nation: Germany  Certification: DVGW Inliner Range:   		Nation: Norway  Certification: SINTEF Inliner Range:   
		Nation: Holland  Certification: KIWA Inliner Range:   		Nation: Switzerland  Certification: SVGW Inliner Range:  		Nation: Sweden  Certification: RISE Inliner Range:   
		Nation: USA  Certification: NSF - IAPMO Inliner Range:    (NSF - IAPMO)  (NSF)		Nation: UE  Certification: EN 13618 Inliner Range:    		Nation: UK  Certification: WRAS Inliner Range:    

Nominal Diameter						
DN8		Nation: Italy  Certification: DM 174 Inliner Range:   		Nation: Australia  Certification: WATERMARK Inliner Range:   		Nation: Denmark  Certification: VA Inliner Range:  
		Nation: France  Certification: QB Inliner Range:   		Nation: Germany  Certification: DVGW - TÜV Inliner Range:  (DVGW - TÜV)  (DVGW)		Nation: Norway  Certification: SINTEF Inliner Range:  
		Nation: Holland  Certification: KIWA Inliner Range:  		Nation: Switzerland  Certification: SVGW Inliner Range:  		Nation: Sweden  Certification: RISE Inliner Range:  
		Nation: USA  Certification: NSF - IAPMO Inliner Range:   		Nation: UE  Certification: EN 13618 Inliner Range:   		Nation: UK  Certification: WRAS Inliner Range:    

 Silicone
  EPDM
  Thermoplastic
  PEX










Please contact our offices for information about technical specifications and certified products or visit the website of the corresponding certification body for the latter. Please refer to www.nsf.org for a complete list of NSF approved products. Please refer to www.iapmo.org for a complete list of UPC/cUPC approved products.
















Nominal Diameter						
DN10	<div> IT-01-K09413</div> <div>Nation: Italy</div> <div>Certification: DM 174</div> <div>Inliner Range: </div>	<div></div> <div>Nation: Australia</div> <div>Certification: WATERMARK</div> <div>Inliner Range: </div>	<div></div> <div>Nation: Denmark</div> <div>Certification: VA</div> <div>Inliner Range: </div>			
	<div></div> <div>Nation: France</div> <div>Certification: QB</div> <div>Inliner Range: </div>	<div></div> <div>Nation: Germany</div> <div>Certification: DVGW - TÜV</div> <div>Inliner Range:  (TÜV)  (DVGW)</div>	<div></div> <div>Nation: Norway</div> <div>Certification: SINTEF</div> <div>Inliner Range: </div>			
	<div></div> <div>Nation: Holland</div> <div>Certification: KIWA</div> <div>Inliner Range: </div>	<div></div> <div>Nation: Switzerland</div> <div>Certification: SVGW</div> <div>Inliner Range: </div>	<div></div> <div>Nation: Sweden</div> <div>Certification: RISE</div> <div>Inliner Range: </div>			
	<div></div> <div>Nation: USA</div> <div>Certification: NSF - IAPMO</div> <div>Inliner Range: </div>	<div></div> <div>Nation: UE</div> <div>Certification: EN 13618</div> <div>Inliner Range: </div>	<div></div> <div>Nation: UK</div> <div>Certification: WRAS</div> <div>Inliner Range: </div>			










Nominal Diameter						
DN13	 IP-CF-KDN13	Nation: Italy  Certification: DM 174 Inliner Range:   	 WaterMark	Nation: Australia  Certification: WATERMARK Inliner Range:   	 VA	Nation: Denmark  Certification: VA Inliner Range:  
	 QB	Nation: France  Certification: QB Inliner Range:   	  DVGW TÜV	Nation: Germany  Certification: DVGW - TÜV Inliner Range:  (DVGW - TÜV)  (TÜV)  (DVGW)	 SINTEF	Nation: Norway  Certification: SINTEF Inliner Range:  
	 KIWA	Nation: Holland  Certification: KIWA Inliner Range:  	 SVGW	Nation: Switzerland  Certification: SVGW Inliner Range:  	 RISE	Nation: Sweden  Certification: RISE Inliner Range:  
	  NSF - IAPMO	Nation: USA  Certification: NSF - IAPMO Inliner Range:   	 EN 13618	Nation: UE  Certification: EN 13618 Inliner Range:   	 WRAS	Nation: UK  Certification: WRAS Inliner Range:   

 Silicone
  EPDM
  Thermoplastic
  PEX


Please contact our offices for information about technical specifications and certified products or visit the website of the corresponding certification body for the latter. Please refer to www.nsf.org for a complete list of NSF approved products. Please refer to www.iapmo.org for a complete list of UPC/CUPC approved products.


Nominal Diameter							
DN15		Nation: France 		Nation: Germany 		Nation: UE	
		Certification: QB		Certification: TÜV		Certification: EN 13618	
		Inliner Range: 		Inliner Range: 		Inliner Range: 	

Nominal Diameter							
DN18		Nation: France 	 	Nation: Germany 		Nation: UE	
		Certification: QB		Certification: DVGW - TÜV		Certification: EN 13618	
		Inliner Range: 		Inliner Range:  (DVGW - TÜV)  (TÜV)		Inliner Range:  	
		Nation: UK 					
		Certification: WRAS					
		Inliner Range: 					

Nominal Diameter							
DN25		Nation: France 	 	Nation: Germany 		Nation: UE	
		Certification: QB		Certification: DVGW - TÜV		Certification: EN 13618	
		Inliner Range: 		Inliner Range:  (DVGW - TÜV)  (TÜV)		Inliner Range:  	

Nominal Diameter							
DN32		Nation: France 	 	Nation: Germany 			
		Certification: QB		Certification: DVGW - TÜV			
		Inliner Range: 		Inliner Range:  (DVGW - TÜV)  (TÜV)			

Nominal Diameter							
DN40		Nation: France 		Nation: Germany 			
		Certification: QB		Certification: TÜV			
		Inliner Range: 		Inliner Range: 			

Nominal Diameter							
DN50		Nation: France 		Nation: Germany 			
		Certification: QB		Certification: TÜV			
		Inliner Range: 		Inliner Range: 			

 Silicone  EPDM

Please contact our offices for information about technical specifications and certified products or visit the website of the corresponding certification body for the latter. Please refer to www.nsf.org for a complete list of NSF approved products. Please refer to www.iapmport.org for a complete list of UPC/cUPC approved products.



FLEXIBLE HOSES FOR HOUSEHOLD APPLIANCES

3.1 / E-FLEX INOX

E-FLEX INOX FOR HOUSEHOLD APPLIANCES



Pipe for connection of household appliances in diameters DN8, DN10 and DN13. The external stainless steel braid guarantees durability and resistance to external agents, main-

taining a discrete flexibility as well as a high resistance to pressure and temperature, ideal for hot water. Available with stainless steel braid and socket and brass fittings.

TECHNICAL DATA



DN

8
10
13



Max temperature

70 °C



Max pressure

10 bar



Flow rate at 3 bar

28 l/min
46 l/min
74 l/min



Min. bending
radius

48 mm
56 mm
72 mm



Inliner pipe

EPDM



Braiding

INOX AISI
304



Fittings

CW617N

APPLICATIONS



washing machines



dishwasher

INLINER PIPE



EPDM

EPDM rubber is the most widespread inliner material. Available in various compounds, it shows excellent hygienic and mechanical characteristics as well as resistance to oxidation, environmental factors and high temperatures.

TYPE OF FITTINGS

**Female with
gasket inserted**
G 3/4



**Elbow female
with gasket
inserted**
G 3/4



APPROVALS

EN 13618
UE



Instructions
Pag. 118

Please contact our technical department for further information

EFI 801




● G 3/4



● G 3/4

Female with gasket inserted

Female with gasket inserted

CODE	FITTINGS	DN	LENGTH mm			
CGGGRS1000LAN	Female with gasket inserted G 3/4	8	1000	228	-	10
CGGGRS1500LAN			1500	290	-	10
CGGGRS2000LAN			2000	352	-	10
CGGGRS2500LAN	Female with gasket inserted G 3/4		2500	415	-	10
CGGGRS3000LAN			3000	477	-	10

EFI 1001




● G 3/4



● G 3/4

Female with gasket inserted

Female with gasket inserted

CODE	FITTINGS	DN	LENGTH mm			
FGGGRS1000LAN	Female with gasket inserted G 3/4	10	1000	246	-	10
FGGGRS1500LAN			1500	319	-	10
FGGGRS2000LAN			2000	393	-	10
FGGGRS2500LAN	Female with gasket inserted G 3/4		2500	466	-	10
FGGGRS3000LAN			3000	539	-	10

EFI 1301




● G 3/4



● G 3/4

Female with gasket inserted

Female with gasket inserted

CODE	FITTINGS	DN	LENGTH mm			
MGGGRS1000LAN	Female with gasket inserted G 3/4	13	1000	350	-	10
MGGGRS1500LAN			1500	472	-	10
MGGGRS2000LAN			2000	594	-	10
MGGGRS2500LAN	Female with gasket inserted G 3/4		2500	717	-	5
MGGGRS3000LAN			3000	839	-	5


DN
8
10
13

Max temperature
70 °C

Max pressure
10 bar

Flow rate at 3 bar
28 l/min
46 l/min
74 l/min

Min. bending radius
48 mm
56 mm
72 mm

Inliner pipe
EPDM

Braiding
INOX AISI 304

Fittings
CW617N

Instructions
Pag. 118

EFI 802




● G 3/4



● G 3/4

Female with gasket inserted

Elbow Female with gasket inserted

CODE	FITTINGS	DN	LENGTH mm				
CGGHZS1000LAN	Female with gasket inserted G 3/4	8	1000	224	-	10	
CGGHZS1500LAN			1500	286	-	10	
CGGHZS2000LAN	Elbow Female with gasket inserted G 3/4		2000	349	-	10	
CGGHZS2500LAN			2500	411	-	10	
CGGHZS3000LAN			3000	474	-	10	

EFI 1002




● G 3/4



● G 3/4

Female with gasket inserted

Elbow Female with gasket inserted

CODE	FITTINGS	DN	LENGTH mm				
FGGHZS1000LAN	Female with gasket inserted G 3/4	10	1000	259	-	10	
FGGHZS1500LAN			1500	332	-	10	
FGGHZS2000LAN	Elbow Female with gasket inserted G 3/4		2000	405	-	10	
FGGHZS2500LAN			2500	479	-	10	
FGGHZS3000LAN			3000	552	-	10	

EFI 1302




● G 3/4



● G 3/4

Female with gasket inserted

Elbow Female with gasket inserted

CODE	FITTINGS	DN	LENGTH mm				
MGGHZS1000LAN	Female with gasket inserted G 3/4	13	1000	360	-	10	
MGGHZS1500LAN			1500	482	-	10	
MGGHZS2000LAN	Elbow Female with gasket inserted G 3/4		2000	605	-	10	
MGGHZS2500LAN			2500	727	-	5	
MGGHZS3000LAN			3000	849	-	5	



DN

8
10
13


Max temperature

70 °C



Max pressure

10 bar



Flow rate at 3 bar

28 l/min
46 l/min
74 l/min


Min. bending radius

48 mm
56 mm
72 mm


Inliner pipe

EPDM



Braiding

INOX AISI 304



Fittings

CW617N



Instructions

Pag. 118



FLEXIBLE HOSES FOR HOUSEHOLD APPLIANCES

3.2 / E-FLEX

E-FLEX WITHOUT BRAIDING



Reinforced PVC hose for cold water, with nylon fittings; available in versions with female/female and female/female curved nylon fittings, always with gasket inserted.

TECHNICAL DATA



DN

10



Max temperature

30 °C



Max pressure

10 bar



Flow rate at 3 bar

46 l/min



Min. bending
radius
60 mm



Inliner pipe

PVC



Braiding

-



Fittings

NYLON PA
6.6

APPLICATIONS



washing machines



dishwasher

TYPE OF FITTINGS


**Female nylon
with gasket
inserted**
G 3/4



**Elbow Female
nylon with
gasket inserted**
G 3/4






EF 1001

Female nylon with
gasket inserted

● G 3/4

Female nylon with
gasket inserted

● G 3/4

CODE	FITTINGS	DN	LENGTH mm			
60108210	Female nylon with gasket inserted G 3/4	10	1000	156	-	10
60108215			1500	218	-	10
60108220			2000	288	-	10
60108225	Female nylon with gasket inserted G 3/4		2500	382	-	5
60108230			3000	420	-	5




EF 1002

Female nylon with
gasket inserted

● G 3/4




Elbow Female nylon
with gasket inserted

● G 3/4

CODE	FITTINGS	DN	LENGTH mm			
60108010	Female nylon with gasket inserted G 3/4	10	1000	164	-	10
60108015			1500	218	-	10
60108020			2000	290	-	10
60108025	Elbow Female nylon with gasket inserted G 3/4		2500	388	-	5
60108030			3000	420	-	5

EF 1003

Polypropylene out pipe with
elbow included.

CODE	FITTINGS	DN	LENGTH mm				
60001000	Hose Ø 19 x 25	10	1000	80	-	10	
60001500			1500	102	-	10	
60002000			2000	122	-	10	
60002500	Collar Ø 19 - Ø 21		2500	148	-	10	
60003000			3000	168	-	10	

EF 1004

EPDM gaskets without net.



CODE	FITTINGS	DN	LENGTH mm			
60120000CF	G 3/4	10	-	1	100	-

DN
10Max temperature
30 °CMax pressure
10 barFlow rate at 3 bar
46 l/minMin. bending radius
60 mmInliner pipe
PVCBraiding
-Fittings
NYLON PA 6.6Instructions
Pag. 118

ASSEMBLY INSTRUCTIONS

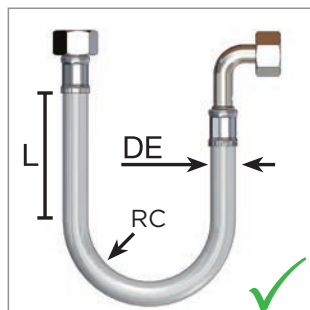
Luxor's flexible hoses are produced for water adduction and distribution. The use of other liquid elements or chemical solutions is not guaranteed if not clearly agreed with the Technical Office.

Always carry out system test after the installation of the flexible hoses to check leakages or functional products defects.

Test the correct grounding of the electrical appliances (air conditioning systems, whirlpools, etc.) where hoses are connected. Any possible electrical dispersion could favor corrosive actions.

For installations in rooms with high humidity, where there is condensation, it is necessary to use flexible hoses with braiding and ferrules in stainless steel.


Design the system using hoses of adequate length and fittings to minimise hose twists and tensions (always check the product datasheets).



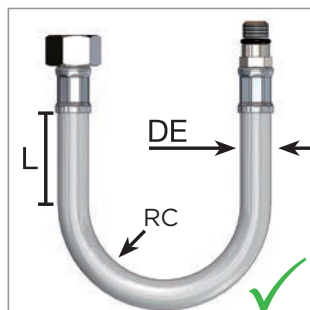
$RC \geq 4 DE$ $L \geq 4 DE$



Always check that ferrules are pressed correctly and there are no braiding threads coming out. In case of doubts do not install the flexible hose.




The hoses must maintain a straight section at the connections equal to 4 times the external diameter of the hose (DN6 = Ø 10 mm → straight section 40 mm). The bending radius must not be less than 4 times the external diameter of the hose (DN6 = Ø 10 mm → bending radius 40 mm).





$RC \geq 4 DE$ $L \geq 4 DE$



Do not install flexible hoses under twisting or tension conditions.




It must be possible to inspect the hoses. Do not install inside walls or in tunnels that cannot be inspected. Do not cover with insulating material (except for hoses with stainless steel braid and stainless steel ferrules).




Use only tools suitable for the type of product. The tools must only be used in the presence of a hexagonal nut. Any other configuration (cylindrical fitting, knurled ring nut, ...) must be closed by hand (closing force not exceeding 3 Nm).



Do not use any tools on the ferules. A force applied to this ferule often causes it to become damaged with consequent breakage of the hose.



Never assemble two or more hoses in series. If necessary, choose a longer length.



Avoid striking the hose with sharp or pointed objects to avoid damaging the external braid.

NORMAL END CONNECTION FITTINGS

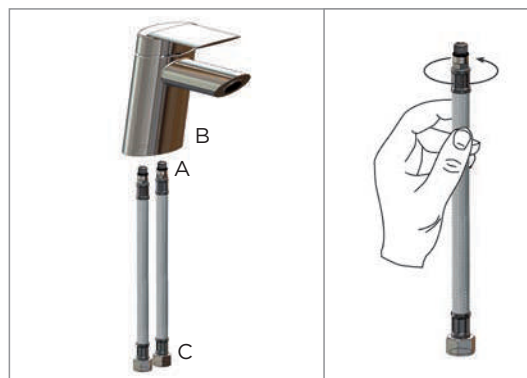
For a correct assembly please keep to the follow below instructions:

- check the threading of the fitting (A) of the flexible hose which must be corresponding to the one of the faucet's body (B);
- check that the gasket is regularly placed on the female fitting (C);
- do not use hemp and/or Teflon on the thread (A) of the fitting.

Attention! Clamps from 2 to 3 Nm.

The male with o-ring seat are specially studied to guarantee the tightness between the fitting and the body of the faucet.

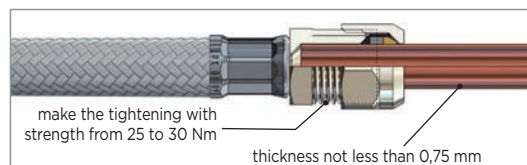
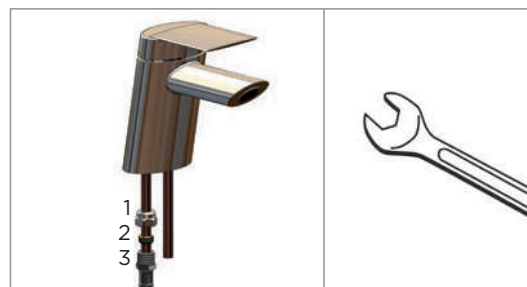
It is not necessary to tighten with a key, the strength of the hand is enough.



COMPRESSION FITTINGS

For a correct assembly please keep to the following instructions:

- check that the cartridge (2) is correctly installed as per scheme since if this is upside down it causes tightening problems;
- the tightening fittings must be connected to pipes with a wall thickness not less than 0,75 mm. The compression fittings RCG, RCC and RCB must be tightened with a clamping couple in a range 25 and 30 Nm.

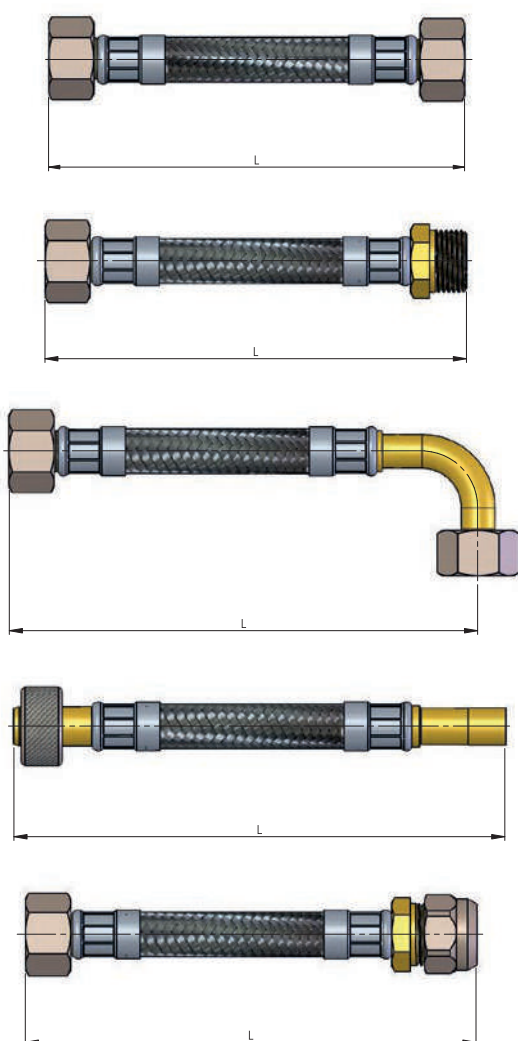


MAINTENANCE INSTRUCTIONS

- Periodically monitor the state of the hoses.
In case of oxidation or evident state of wear, replace.
 - Avoid direct or indirect exposure to corrosive substances, including substances used for cleaning (bleach and similar substances).
 - For cleaning only use damp (not wet) cloths without the aid of cleaning substances.
 - Avoid striking the hose with sharp or pointed objects
- to avoid breaking the external braid (including boxes and containers made of metal, wood or other materials).
- In the case of systems in periodically uninhabited places (for example holiday homes or in places with particularly harsh climatic conditions) always check closure of the system and, in any case, avoid leaving the system pressurised.

LENGTH INSTRUCTIONS

All hose assemblies shall be manufactured in lengths L measured as shown in Figure from a minimum of 90 mm to a maximum of 2000 mm, in compliance with standard EN 13618.



The actual length compared with the length L declared by the supplier shall be within the following permissible tolerances, in compliance with standard EN 13618:

- | | |
|---------------------------------------|-------------|
| • $L \leq 400$ mm: | +10 mm
0 |
| • $400 \text{ mm} < L \leq 1000$ mm: | +20 mm
0 |
| • $1000 \text{ mm} < L \leq 2000$ mm: | +30 mm
0 |

GENERAL CONDITIONS OF SALE

1 PREMISES - 1.1 The present conditions of sale apply to all supplies of Luxor Spa Products (hereafter "Luxor"). Any general conditions, and in particular the conditions of purchase of the Buyer (hereafter "Customer"), unless expressly accepted in writing by Luxor, shall not bind the latter nor exempt the Customer from the application of the present General Conditions (hereafter GSC)

2. ORDERS - 2.1 The Purchase Orders (referred to as 'Orders') are an irrevocable purchase proposal. By placing an Order, customers fully accept the present General Conditions of Sale.

2.2 Orders are considered accepted only after Luxor confirms them in writing. The Order confirmation and/or Invoice issued by Luxor will be considered as confirmation.

2.3 Any changes to the Order requested by the Customer after the sending of the Order Confirmation will only be valid and enforceable after written acceptance by Luxor. Cancellation or modification of Orders without the prior written consent of Luxor, will give Luxor the right to act to obtain reimbursement of the costs incurred, without prejudice to the right to compensation for greater damages.

3 PRICES - 3.1 Luxor products will be invoiced based on the current price list at the time the order is accepted. Prices do not include VAT or any other taxes.

3.2 Prices listed in sales catalogues/lists are merely indicative and may be subject to change due to production cost increases. In such cases, Luxor will inform the purchaser of the price increase and provide the reasons.

4 DELIVERY TERMS - 4.1 The supplies in each individual Order will be delivered within the stated terms in the Order Confirmation.

4.2 Luxor will not be held responsible for delays in delivery that are not caused by Luxor, such as delays by third parties, including suppliers and sub-suppliers, shippers, and causes of force majeure that result in total or partial inactivity of the plants. In the cases mentioned above, the Customer cannot refuse delivery of the goods, even if it is only partial, nor can they use a delay in delivery as a reason to terminate the contract or claim damages.

5 SHIPMENTS - 5.1 The products will be delivered to the 'Assigned Port' (Incoterms 2020 EXW), with transport costs and risks borne by the buyer, unless otherwise agreed.

5.2 Even in the case of agreed delivery in "Free Port" (Incoterms 2020 DDP) with costs borne by Luxor, the goods will still travel at the buyer's risk. Regardless of the delivery terms agreed upon by the parties, the risks will pass to the buyer at the latest with delivery to the first carrier.

5.3 The transfer of ownership of the goods is suspended until the full price has been paid, but this does not affect the transfer of risk to the purchaser.

5.4 If special packaging is required, an additional charge as indicated in the price list or order confirmation will be added to the invoice.

6 PAYMENTS - 6.1 Payments are due as per the terms and manner specified in the order confirmation and/or invoice.

6.2 Unless otherwise expressly agreed, payments must be made to the bank details mentioned in the sales invoice. For payments made from abroad via bank transfer, the OUR option must be selected to ensure that Luxor receives the net amount on the invoice after deducting bank charges and expenses. Luxor does not authorize any third parties, including agents and representatives, to collect money on its behalf.

6.3 The Customer is not permitted to suspend or delay payments, even in the event of claims or complaints of defects, and must adhere to the agreed terms.

6.4 In case of payment interruption or suspension, the Customer will be considered in default. Luxor reserves the right to charge expenses and interest as per Art. 5 and 6 of D.Lgs n. 192/2012, without prejudice to the right to terminate the contract. Delayed payment may also result in Luxor excluding the guarantee for the entire period of delay.

6.5 If the Customer fails to adhere to the agreed payment terms, or interrupts or suspends payment, Luxor reserves the right to suspend any ongoing supplies and/or make the execution of the current order conditional on the payment of the outstanding debt. Luxor may also withdraw from any further contracts with the Customer and cancel any previously granted favourable conditions, such as discounts or free gifts.

6.6 The Customer is not permitted to offset any claims they may have against Luxor with debts they owe to Luxor, unless formally authorised by Luxor

7 EXPRESS TERMINATION CLAUSE - 7.1 Luxor may terminate the contract immediately if the Customer is undergoing bankruptcy or liquidation proceedings, as well as in the event that the Customer is subject to execution proceedings and/or protests and the economic conditions suggest the purchaser is insolvent.

8 WARRANTY - 8.1 Luxor guarantees the conformity of the products supplied, free from defects that could make them unsuitable for their intended use. The guarantee may be invoked if the defect is due to

manufacturing errors or defects in raw materials that are the responsibility of Luxor.

8.2 Unless otherwise expressly agreed, the guarantee lasts for one (1) year from the date of delivery. The Customer must make a written complaint within eight (8) days from delivery in the case of apparent defects, or, in the case of hidden defects, from the time of discovery and in any event not later than twelve (12) months from delivery.

8.3 In the event of non-conforming products, Luxor may, at its discretion, provide the Buyer with replacement products of the same type and quantity free of charge ex works, after verifying the returned products. Any return must always be previously agreed and authorised by Luxor. The goods in question must be returned 'carriage paid' along with a note explaining the reason for the return within 30 days of Luxor's approval. Failure to do so will result in the authorization becoming invalid.

8.4 If Luxor does not recognize the defective products upon verification, it will invoice those sent as replacements. If Luxor does not recognize the defective products upon verification, they will invoice the replacements. If Luxor is unable to replace defective products, they may issue a credit note to the customer for the value of the defective products. This does not imply any responsibility on Luxor for direct, indirect, or consequential damages resulting from or connected to the defects or faults of the products.

8.5 It is important to note that this guarantee does not cover instances where the product has been installed, used or maintained in a manner that is contrary to the instructions and warnings provided in the installation, use, and maintenance manuals that were included with the product. Additionally, any installation or repair work should only be carried out by qualified personnel.

8.6 The guarantee will not apply if the Purchaser breaches their contractual obligations.

8.7 This warranty is the only warranty and replaces any other written, oral or implied warranties. By accepting these General Terms and Conditions, the Purchaser expressly waives any right of recourse arising from the sale and/or installation of the Products to a non-professional consumer.

9. RESERVATION OF PROPERTY 9.1 The sale of Luxor S.p. A's Products is carried out under reservation of ownership. Therefore the products will remain the property of Luxor S.p.A. until the full payment of the price by the buyer.

10 TRANSFER OF THE CONTRACT 10.1 It is forbidden to transfer the Contract and/or any interest, right and obligation connected to it to third parties without specific written approval by Luxor.

11 PRIVACY - 11.1 The Customer confirms that they have read the information regarding the processing of their personal data, as required by Articles 13 and 14 of Regulation (EU) 2016/679 (GDPR) as amended. The information can be found at <https://luxor.it/privacy-policy>. By accepting these GTC, the Customer consents to the processing of their personal data.

11.2 Luxor will process the personal data provided by the Customer, including through external parties, to fulfil legal obligations and carry out administrative and commercial tasks related to the contractual relationship.

12 APPLICABLE LAW AND COURT OF JURISDICTION - 12.1 Contract is governed by Italian law. Anything not expressly governed by these GVCs shall be governed by the rules on sale provided for in articles 1470 et seq. of the Italian Civil Code.

12.2 The Parties expressly exclude the application of the Vienna Convention on Contracts for the International Sale of Goods. Any disputes related to the Contract, including those regarding its validity, interpretation, execution, and termination, must be referred exclusively to the Court of Brescia.

12.3 Luxor reserves the right to take legal action at the competent court of the Customer's location to recover any outstanding debts. The local law will apply in this case.

13 FINAL CLAUSES - 13.1 The possible nullity and/or ineffectiveness of one or more provisions of these GTC shall not affect the validity of the Contract as a whole.

13.2 Any amendment to the Contract shall be valid only if made in writing and signed by authorised representatives of both Parties.

The customer acknowledges that they are not a 'consumer' and therefore the provisions of law relating to relations between entrepreneurs and consumers do not apply. The customer declares that they have paid particular attention to the following clauses: Introduction (1.1), Orders (2.1-2.3), Prices (3.2), Delivery Terms (4.1-4.2), Shipping (5.1-5.3), and 6. The following sections require approval: Payments (6.2 - 6.3 - 6.4 - 6.5 - 6.6); 7 Express Termination Clause (7.1); 8. Warranty (8.1 - 8.2 - 8.3 - 8.4 - 8.5 - 8.6 - 8.7); 9. Retention of Title (9.1); 10. Applicable Law and Jurisdiction (12.1 - 12.2 - 12.3); 13 Final Clauses (13.1 - 13.2), and they are to be specifically approved.

These general terms and conditions are published on LUXOR's website (<https://luxor.it/>) where they may be consulted, thereby taking full and proper cognisance thereof, pursuant to and for the purposes of Articles 1341 and 1342 of the Civil Code.