



## 60 YEARS OF ITALIAN TRADITION

Luxor is an important industrial reality, world wide and European market leader in the production of flexible hoses and components for hydro and thermo-sanitary installations. Luxor has been the expression of the most prestigious made in Italy and the great Italian high technology mechanical workings tradition for fifty years; a quality certified and recognized by the most prestigious International Certification Institutes all over the world.

Our mission is the complete customer satisfaction through a process of continuous technological research in order to make high quality, reliable products, anticipating the market evolutions by innovative partnership with both customers and suppliers. Luxor mission takes

place in its own Research and Development Centre in which new and advanced technologies are constantly analyzed and researched with continuous investments to offer the most innovative and reliable solutions for the international markets at competitive costs, ensuring strict quality controls on each single piece.

Luxor entirely plans and realizes each product, thanks to its decennial know how. The great production strength, a "slender" innovative and advanced industrial organization together with a modern logistic conception, make Luxor able to satisfy every kind of request, even customized, with fast deliveries all over the world.



Luxor is certified  
ISO 9001:2015  
by DEKRA Group  
certification body

### CERTIFICATION



Please contact our offices for information about technical specifications and certified products or visit the website of the corresponding certification body for the latter.

Please refer to [www.nsf.org](http://www.nsf.org) for a complete list of NSF approved products.  
Please refer to [www.iapmort.org](http://www.iapmort.org) for a complete list of UPC/cUPC approved products.



COPLANAR MANIFOLDS

## 2.3 / CC SERIES

## CC COPLANAR MANIFOLDS



All CC manifolds and their accessories are nickel-plated. Manifold bodies are produced by casting from EN 1982 brass with limited lead content.

The internal circuits connections enable the transport of high flow rates with very little noise.

### TECHNICAL DATA



Max temperature

120 °C



Max pressure

10 bar



Materials

EN 1982

### SYSTEM CONNECTIONS



#### Copper pipe

W 24x19 - TR 91  
G 3/4 EK - TR 91/A



#### Plastic pipe

W 24x19 - TP 95  
G 3/4 EK - TP 98



#### Multilayer pipe

W 24x19 - TP 97  
G 3/4 EK - TP 99

### MAIN BODY CONNECTION



G 3/4  
G 1"

### CENTRE TO CENTRE DISTANCE



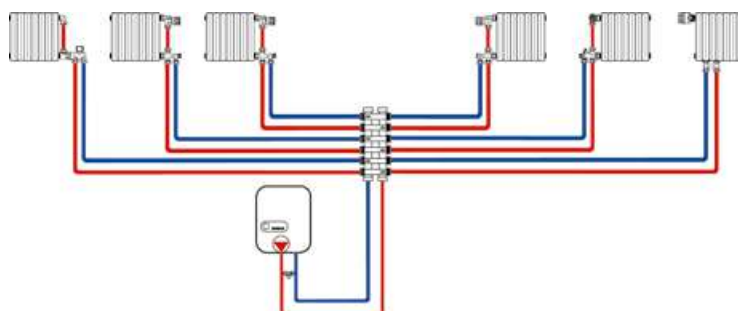
G 1" 50 mm  
G 1 1/4 55 mm



38 mm

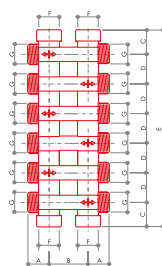
### DISTRIBUTION

Coplanar manifolds are suitable for water distribution in radial heating systems with horizontal distribution. In fact, the inlet and outlet connections to the circuits are staggered: this allows to easily connect the circuits without any inlet and outlet pipes overlapping.



The characteristics of the fluid in the system must be compliant with the UNI 8065: 2019 directive.




## COPLANAR MANIFOLDS

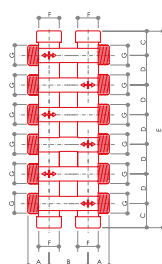
**CC 414**

Coplanar manifold with lateral male connections (W24x19).

## Fittings



CODE	SIZE	OUTLETS N°	A	B	C	D	E	F	G	H	L			
68542704	G 3/4 x (W24x19)	4 + 4	27	50	26	38	166	G 3/4	W24x19	-	-	1300	1	18
68542706		6 + 6	27	50	26	38	242	G 3/4	W24x19	-	-	2030	1	12
68542708		8 + 8	27	50	26	38	318	G 3/4	W24x19	-	-	2408	1	9

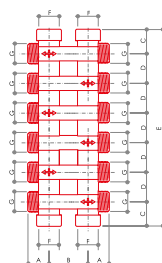
**CC 416**

Coplanar manifold with lateral male connections 3/4 eurokonus.

## Fittings



CODE	SIZE	OUTLETS N°	A	B	C	D	E	F	G	H	L			
68542714	G 3/4 x G 3/4 EK	4 + 4	27	50	26	38	166	G 3/4	G 3/4 EK	-	-	1300	1	18
68542716		6 + 6	27	50	26	38	242	G 3/4	G 3/4 EK	-	-	2030	1	12
68542718		8 + 8	27	50	26	38	318	G 3/4	G 3/4 EK	-	-	2408	1	9

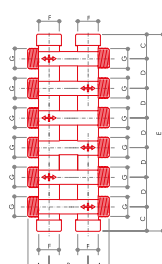
**CC 413**

Coplanar manifold with lateral male connections (W24x19).

## Fittings



CODE	SIZE	OUTLETS N°	A	B	C	D	E	F	G	H	L			
68543406	G 1" x (W24x19)	6 + 6	30	55	30	38	250	G 1"	W24x19	-	-	2330	1	12
68543408		8 + 8	30	55	30	38	326	G 1"	W24x19	-	-	3248	1	9
68543410		10 + 10	30	55	30	38	402	G 1"	W24x19	-	-	4026	1	8

**CC 415**

Coplanar manifold with lateral male connections 3/4 eurokonus.

## Fittings



CODE	SIZE	OUTLETS N°	A	B	C	D	E	F	G	H	L			
68543416	G 1" x G 3/4 EK	6 + 6	30	55	30	38	250	G 1"	G 3/4 EK	-	-	2330	1	12
68543418		8 + 8	30	55	30	38	326	G 1"	G 3/4 EK	-	-	3248	1	9
68543420		10 + 10	30	55	30	38	402	G 1"	G 3/4 EK	-	-	4026	1	8



Fittings for copper pipe



Fittings for plastic pipe



Fittings for multilayer pipe

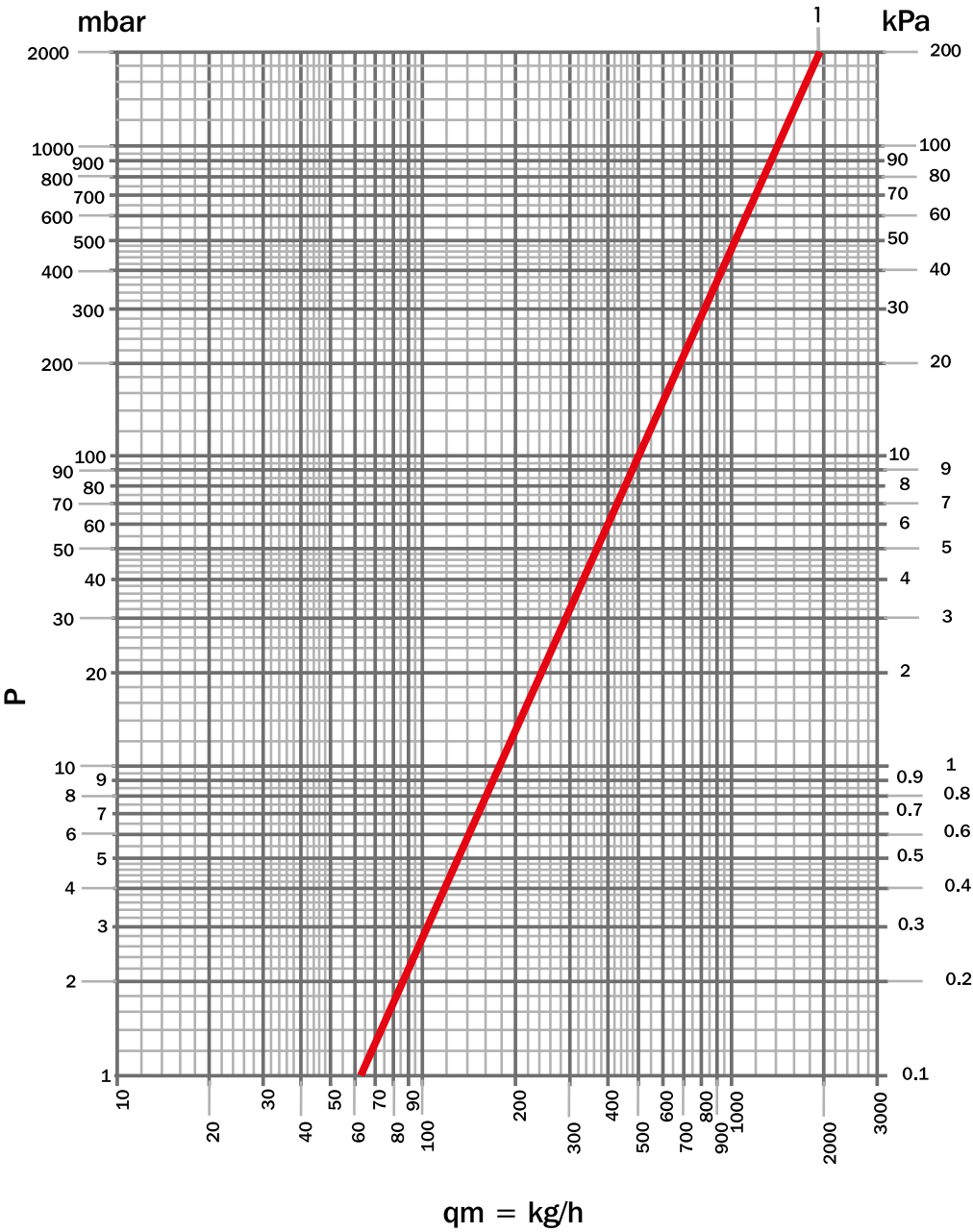


Fittings: chapter 7



Accessories: chapter 2.A

MANIFOLDS FLOW RATE CHART



ITEM	SIZE	OUTLETS N°	Kvs	POS
CC 414 CC 416	G 3/4	4 + 4	1,96	1
		6 + 6		
		8 + 8		
CC 413 CC 415	G 1"	6 + 6		
		8 + 8		
		10 + 10		

## CONDITION OF SALE

### ORDERS

Contracts entered by agents or representative are not definitive until they are regularly accepted by supplier. The orders sent either through our Agents or directly, are accepted under the "General Sales Conditions" described in the present Price List terms, and will agree, without reservation, to the terms below.

### INCOTERMS

The consignments are always Ex works unless differently agreed in the sales contract.

### PAYMENT TERMS

The payment terms are those specified in the offers and the order confirmation and are binding.

In case of delay of payment with respect to the agreed due terms, the commercial interest shall be calculated. The delayed payment of previous supplies will authorize us to cancel all orders in progress. Agents and representative are not entitled to collect credits, unless clearly authorised in writing by the supplier.

### CLAIMS

Claims on quantities will be accepted within 8 days from the date of receipt of goods. The supplier will not be responsible for missing or damaged packages, unless in the despatch note it is clearly written "accepted with reservation".

### COURT

For any controversies the place of jurisdiction shall be: the Court of Low of Brescia.

### PRICES

Prices indicated are those clearly agreed in the contract sales confirmed by our order confirmation.

### DELIVERY TERMS

The articles part of this catalogue will be consigned within a term of 90 days from order acceptance. Any date inferior to this term is not to be considered accepted unless confirmed in order confirmation.

The delivery times are not binding for the supplier, who will not respond for any damages arising directly or indirectly from delivery delays, or from a total or partial interruption of the supply.

### PACKAGING

The standard packaging is at suppliers charges.

The standard packaging does not include special out of size or particular. Where any special packaging is required this will be at customer's charges, unless previously agreed in writing in the contract sales.

### RETURN OF GOODS

No goods will be accepted without our previous authorization.

### MINIMUM ORDER VALUE

The supplier in addition to checking the feasibility will have the right to deliver orders with a minimum value of 500 Euro.

### WARRANTY

The guarantee terms refer to article 3 and 5 of the 199/44/CE Directive. The guarantee is supported by an adequate insurance policy for the "Product Third Party Liability". The guarantee declines any responsibility whereas the installation and the test have not been correctly carried out. The wholesalers and the retailers are compelled to illustrate to their customers and installers all the useful care for a correct installation of our materials.

### CATALOGUE VALIDITY

Illustrations, data and references published in this issue are not binding on the supplier who reserves the right to make reasonable changes, both technical and commercial, at his discretion at any time, still without lowering the design performance of the goods.