



EXPRESSION OF THE MOST PRESTIGIOUS MADE IN ITALY



Founded in Italy in 1961, Luxor has grown into a well-established company in the plumbing and heating industry. With a strong presence in the European market, we specialize in the production of **high-quality hoses and components**. Our constant attention to market needs, as well as to hygiene and environmental standards, has made Luxor a trusted name in the industry.



WATCH
OUR VIDEO



For over sixty years, Luxor has been a symbol of prestigious Made in Italy and the great **Italian tradition** in high-tech mechanical manufacturing.



Luxor products are universally recognized for their reliability and high quality. A **certified quality**, acknowledged by the most prestigious international certification institutes worldwide.



A “lean” and **advanced industrial organization** together with a modern logistic conception, make Luxor able to satisfy every kind of request, even customized, with fast deliveries all over the world.

MISSION

Our mission is the **complete customer satisfaction** through a process of continuous technological research in order to make **high quality, reliable products**, anticipating the market evolutions by innovative partnership with both customers and suppliers. Luxor mission takes place in its own **Research and Development Centre** in which new and advanced technologies are constantly analysed and researched with continuous investments to offer the most innovative and reliable solutions for the international markets at competitive costs, ensuring strict quality controls on each single piece.



SANITARY LINE



Luxor is dedicated to the manufacturing of a wide range of hydro-sanitary products which meets every market requirement. Luxor is a worldwide leader in the field of flexible hoses and under sink connections.



FLEXIBLE HOSES



UNDERSINK PIPE CONNECTIONS



ANGLE VALVES



TRAPS

HEATING LINE



Luxor develops and manufactures solutions for heating and cooling systems. All R&D, design, production and quality assurance activities are carried out directly by Luxor.



RADIATOR VALVES



ELECTRICAL AND ELECTRONIC ACCESSORIES



MANIFOLDS



MODULAR HYDRONIC SYSTEM



VALVES



FITTINGS



PREASSEMBLED GROUPS

CERTIFICATIONS

Over the years, we have obtained more than **40 international Luxor product certifications**, a concrete sign of our commitment to quality and reliability.



Luxor S.p.A. is certified ISO 9001:2015 by DEKRA Group certification body.



Luxor S.p.A. has been awarded the Ecovadis Bronze Medal, ranking among the top 35% of companies worldwide for sustainability practices.



Please contact our offices for information about technical specifications and certified products or visit the website of the corresponding certification body for the latter.

Please refer to www.nsf.org for a complete list of NSF approved products.
Please refer to www.iapmort.org for a complete list of UPC/CUPC approved products.



WELL-BEING AND ENVIRONMENT

THE GREEN SIDE OF LUXOR

In addition to its focus on consumer wellbeing, Luxor shows particular sensitivity to **environmental issues**. We manufacture solid and reliable components while **respecting water, the environment, and human health**.



SUSTAINABILITY

- Transparency and commitment
- Innovation and efficiency



RECYCLABILITY

Each product is designed with a focus on its environmental impact at the end of its life cycle



CONSUMER HEALTH PROTECTION

- Compliance with hygienic and environmental standards
- Use of safe materials for water contact

TOWARDS A MORE SUSTAINABLE FUTURE



ENVIRONMENTAL GOALS

Environmental considerations are among the top priorities for Luxor S.p.A., with a clear focus on creating workplaces with a **lower ecological impact**. The company aims to achieve this by continuously evaluating and adopting new eco-friendly materials, with the goal of reducing the use and generation of hazardous substances while pro-

moting a **circular product management model**. **Reducing energy and water consumption** is another key target Luxor S.p.A. intends to achieve in the short term, through ongoing monitoring and the development of action plans aimed at lowering related **GHG (Greenhouse Gas) emissions**.



SOCIAL GOALS

Luxor is committed to ensuring a **high level of training** for its workforce through internal training programs and close collaboration with industry experts. The adoption of a **shared company policy** and the **active listening** to employees' voices are primary ob-

jectives for Luxor. The company firmly believes that engaging its people and ensuring a safe, positive working environment is essential to achieving its financial and economic goals.



GOVERNANCE GOALS

Luxor S.p.A. has recently adopted its own Code of Ethics, drafted an **anti-corruption policy**, and implemented a **Whistleblowing** mechanism to report unlawful behavior. The company is also committed to preparing a **sustainability report** in compliance with ESRS (CSRD) standards for the year 2024, to be published in 2025.

In addition, Luxor aims to continue its commitment to **transparent and responsible supply chain management**, through a careful evaluation of suppliers based on ESG criteria, with particular attention to **Corporate Social Responsibility (CSR)**.




RADIATOR VALVES

1.1 / EASY

EASY VALVES AND LOCKSHIELDS



When in closed position, the tightness is granted by an o-ring and a conical metal collar. The valves are nickel plated. Valves and lockshields must be opened with a differential pressure lower than 1 bar.



When in closed position, the tightness is granted by an o-ring and a conical metal collar.

The valves are nickel plated. The flow can be adjusted by limiting the lift of the obturator.

TECHNICAL DATA



DN

10
15
20

Max temperature

120 °C



Max pressure

10 bar

Max differential
pressure
1 bar

Materials

CW617N
UNI EN
12165:2016

Knob

white ABS
RAL 9016


Testing

100%


SYSTEM CONNECTIONS



Iron pipe

G 3/8
G 1/2
G 3/4

Copper pipe

W 24x19 - TR 91
G 3/4 EK - TR 91/A

Plastic pipe

W 24x19 - TP 95
G 3/4 EK - TP 98

Multilayer pipe

W 24x19 - TP 97
G 3/4 EK - TP 99

RADIATOR CONNECTION



Conical milled thread

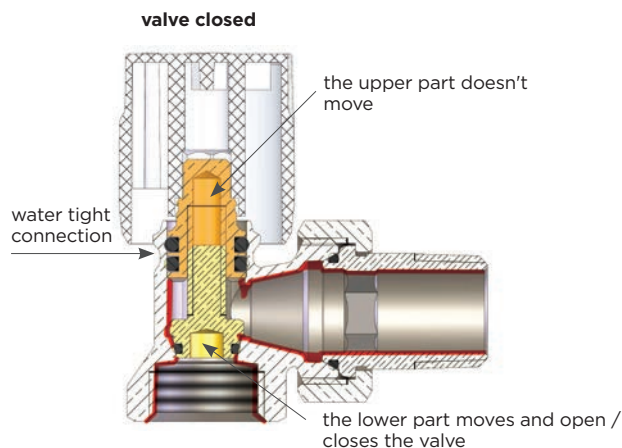
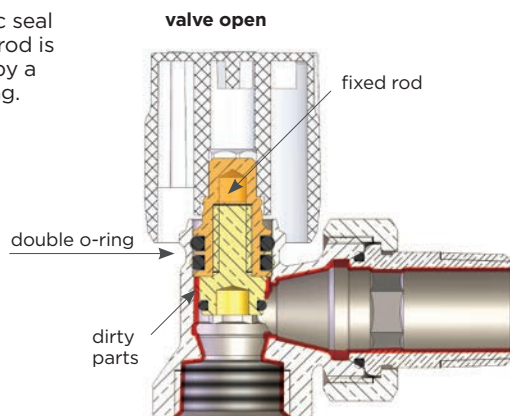
G 3/8
G 1/2
G 3/4

Cylindrical thread with soft sealing

G 3/8
G 1/2
G 3/4

ADVANTAGES OF THE STEM MADE IN TWO PIECES

The hydraulic seal on the fixed rod is guaranteed by a double o-Ring.

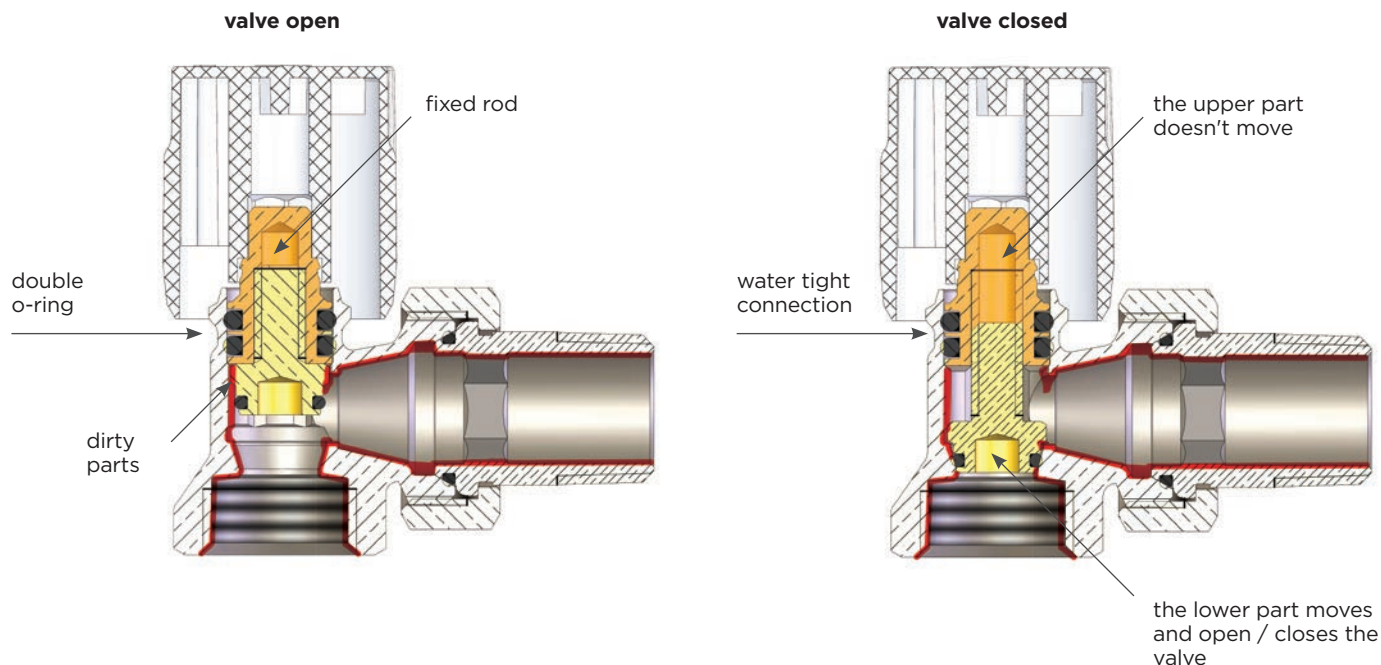


All valves and lockshields are 100% checked with an electronically controlled pneumatic test.

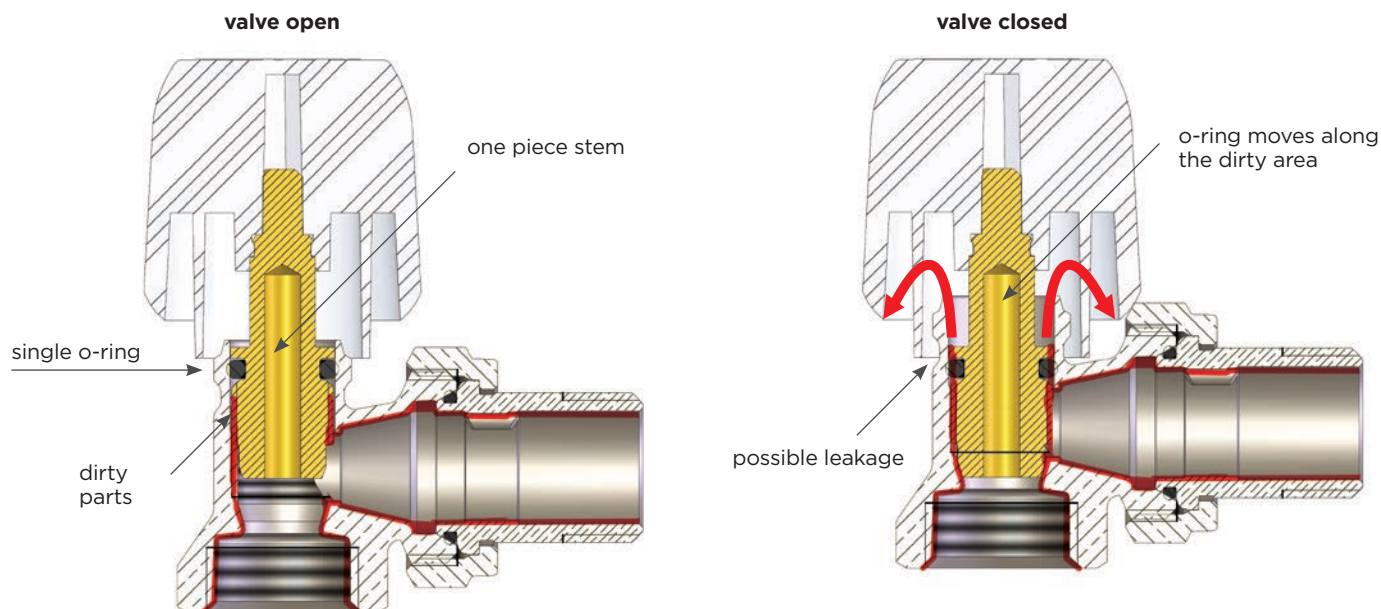
The characteristics of the fluid in the system must be compliant with the UNI 8065: 2019 directive.

ADVANTAGES OF THE STEM MADE IN TWO PIECES

TWO PIECES STEM



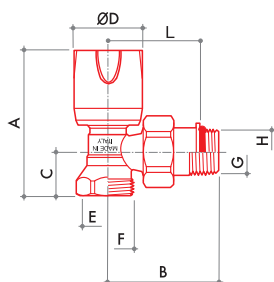
ONE PIECE STEM



The benefit of the rod made in two pieces are many and occur both with the valve open and with the valve closed. The fixed rod, with double o-ring, guarantees the seal and prevents impurities from settling in the seat where these gaskets work, avoiding the decrease in their effectiveness.

In the sliding rod, however, this considerable benefit is not guaranteed as the working surface of the gaskets is exposed to the impurities of the fluid in the system. This can greatly increase the possibility of fluid loss, especially in the medium to long term.




CONNECTION FOR IRON PIPE

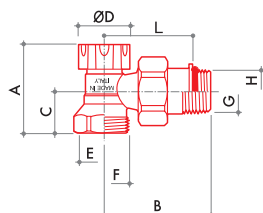
**RS 102**

Single adjustment angle radiator valve.
Connection for iron pipe.

Fittings



CODE	SIZE	A	B	C	D	E	F	G	H	L			
11021700	DN 10 3/8	65	49	18	32	G 3/8	-	R 3/8	-	-	137	10	80
11022100	DN 15 1/2	67	51	20	32	G 1/2	-	R 1/2	-	-	170	10	80
11022700	DN 20 3/4	70	61	25	32	G 3/4	-	R 3/4	-	-	254	8	64

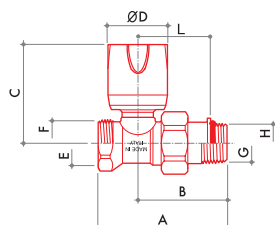
**DS 122**

Angle regulating lockshield.
Connection for iron pipe.

Fittings






CODE	SIZE	A	B	C	D	E	F	G	H	L			
11061700	DN 10 3/8	40	49	18	25	G 3/8	-	R 3/8	-	-	121	10	80
11062100	DN 15 1/2	42	51	20	25	G 1/2	-	R 1/2	-	-	154	10	80
11062700	DN 20 3/4	47	61	25	25	G 3/4	-	R 3/4	-	-	238	8	64

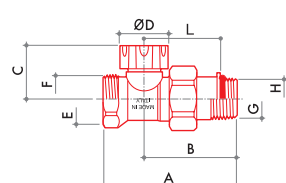
**RD 101**

Single adjustment straight radiator valve.
Connection for iron pipe.

Fittings



CODE	SIZE	A	B	C	D	E	F	G	H	L			
11221700	DN 10 3/8	65	45	53	32	G 3/8	-	R 3/8	-	-	142	10	80
11222100	DN 15 1/2	68	47	53	32	G 1/2	-	R 1/2	-	-	176	10	80
11222700	DN 20 3/4	80	56	55	32	G 3/4	-	R 3/4	-	-	265	8	64

**DD 121**

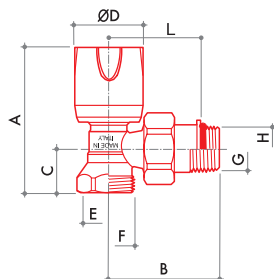
Straight regulating lockshield.
Connection for iron pipe.

Fittings



CODE	SIZE	A	B	C	D	E	F	G	H	L			
11261700	DN 10 3/8	65	45	28	25	G 3/8	-	R 3/8	-	-	132	10	80
11262100	DN 15 1/2	68	47	28	25	G 1/2	-	R 1/2	-	-	161	10	80
11262700	DN 20 3/4	80	56	29	25	G 3/4	-	R 3/4	-	-	248	8	64






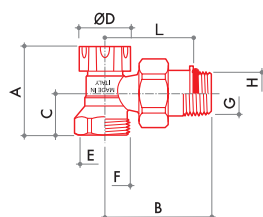
**RS 106**

Single adjustment angle radiator valve.
Connection for iron pipe.

Fittings



CODE	SIZE	A	B	C	D	E	F	G	H	L			
11022117	DN 10 3/8	65	46	18	32	G 3/8	-	-	G 3/8	36	143	10	80
11022103	DN 15 1/2	65	47	20	32	G 1/2	-	-	G 1/2	37	174	10	80
11022703	DN 20 3/4	70	58	25	32	G 3/4	-	-	G 3/4	46	257	8	64

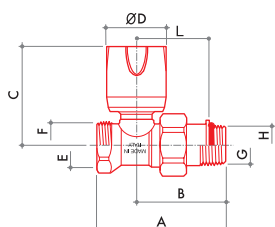
**DS 126**

Angle regulating lockshield.
Connection for iron pipe.

Fittings






CODE	SIZE	A	B	C	D	E	F	G	H	L			
11062117	DN 10 3/8	40	46	18	25	G 3/8	-	-	G 3/8	36	127	10	80
11062103	DN 15 1/2	42	47	20	25	G 1/2	-	-	G 1/2	37	158	10	80
11062703	DN 20 3/4	47	59	25	25	G 3/4	-	-	G 3/4	47	241	8	64

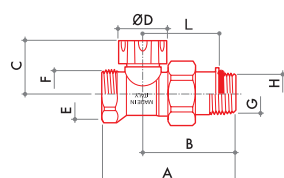
**RD 105**

Single adjustment straight radiator valve.
Connection for iron pipe.

Fittings



CODE	SIZE	A	B	C	D	E	F	G	H	L			
11222117	DN 10 3/8	62	42	53	32	G 3/8	-	-	G 3/8	32	148	10	80
11222103	DN 15 1/2	64	43	53	32	G 1/2	-	-	G 1/2	33	180	10	80
11222703	DN 20 3/4	77	53	55	32	G 3/4	-	-	G 3/4	41	268	8	64

**DD 125**

Straight regulating lockshield.
Connection for iron pipe.

Fittings



CODE	SIZE	A	B	C	D	E	F	G	H	L			
11262117	DN 10 3/8	62	42	28	25	G 3/8	-	-	G 3/8	32	138	10	80
11262103	DN 15 1/2	64	43	28	25	G 1/2	-	-	G 1/2	33	165	10	80
11262703	DN 20 3/4	78	54	29	35	G 3/4	-	-	G 3/4	42	251	8	64



Fittings for copper pipe



Fittings for plastic pipe



Fittings for multilayer pipe

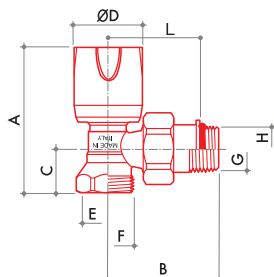


Fittings: chapter 7



Accessories: chapter 1.A

CONNECTION FOR COPPER AND PLASTIC PIPE W24X19



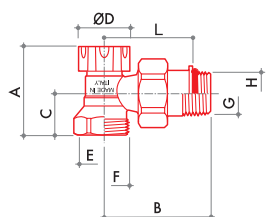
RS 112

Single adjustment angle radiator valve. Connection for copper and plastic pipe.

Fittings



CODE	SIZE	A	B	C	D	E	F	G	H	L			
11121700	DN 10 3/8	67	49	20	32	-	W24x19	R 3/8	-	-	138	10	80
11122100	DN 15 1/2	66	51	20	32	-	W24x19	R 1/2	-	-	159	10	80



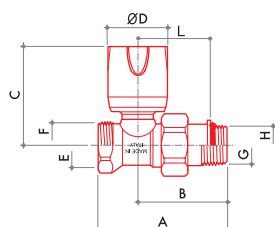
DS 132

Angle regulating lockshield. Connection for copper and plastic pipe.

Fittings



CODE	SIZE	A	B	C	D	E	F	G	H	L			
11161700	DN 10 3/8	42	49	20	25	-	W24x19	R 3/8	-	-	122	10	80
11162100	DN 15 1/2	42	51	20	25	-	W24x19	R 1/2	-	-	143	10	80



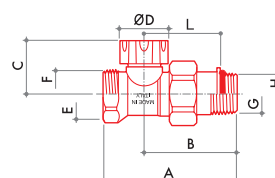
RD 111

Single adjustment straight radiator valve. Connection for copper and plastic pipe.

Fittings



CODE	SIZE	A	B	C	D	E	F	G	H	L			
11321700	DN 10 3/8	65	45	53	32	-	W24x19	R 3/8	-	-	144	10	80
11322100	DN 15 1/2	68	47	53	32	-	W24x19	R 1/2	-	-	165	10	80



DD 131

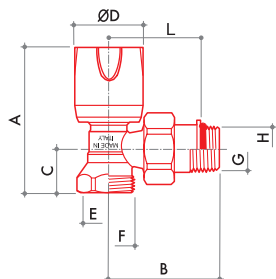
Straight regulating lockshield. Connection for copper and plastic pipe.

Fittings



CODE	SIZE	A	B	C	D	E	F	G	H	L			
11361700	DN 10 3/8	65	45	28	25	-	W24x19	R 3/8	-	-	133	10	80
11362100	DN 15 1/2	68	47	27	25	-	W24x19	R 1/2	-	-	150	10	80



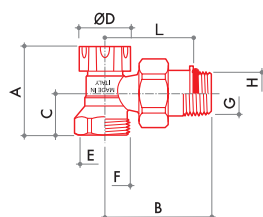
**RS 119**

Single adjustment angle radiator valve.
Connection for copper and plastic pipe.

Fittings



CODE	SIZE	A	B	C	D	E	F	G	H	L			
11122117	DN 10 3/8	67	46	20	32	-	W24x19	-	G 3/8	36	148	10	80
11122103	DN 15 1/2	66	47	20	32	-	W24x19	-	G 1/2	37	162	10	80

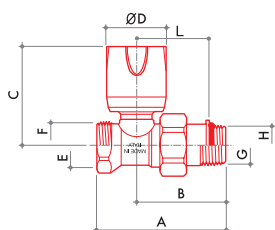
**DS 139**

Angle regulating lockshield.
Connection for copper and plastic pipe.

Fittings



CODE	SIZE	A	B	C	D	E	F	G	H	L			
11162117	DN 10 3/8	42	46	20	25	-	W24x19	-	G 3/8	36	132	10	80
11162103	DN 15 1/2	42	47	20	25	-	W24x19	-	G 1/2	37	145	10	80

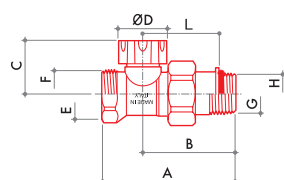
**RD 118**

Single adjustment straight radiator valve. Connection for copper and plastic pipe.

Fittings



CODE	SIZE	A	B	C	D	E	F	G	H	L			
11322117	DN 10 3/8	63	42	53	32	-	W24x19	-	G 3/8	32	152	10	80
11322103	DN 15 1/2	64	43	53	32	-	W24x19	-	G 1/2	33	171	10	80

**DD 138**

Straight regulating lockshield.
Connection for copper and plastic pipe.

Fittings



CODE	SIZE	A	B	C	D	E	F	G	H	L			
11362117	DN 10 3/8	63	42	28	25	-	W24x19	-	G 3/8	32	142	10	80
11362103	DN 15 1/2	64	43	27	25	-	W24x19	-	G 1/2	33	161	10	80



Fittings for copper pipe



Fittings for plastic pipe



Fittings for multilayer pipe

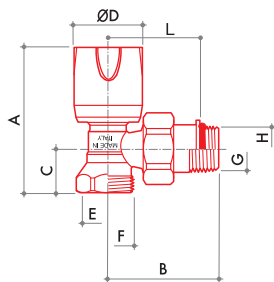


Fittings: chapter 7



Accessories: chapter 1.A

CONNECTION FOR COPPER AND PLASTIC PIPE G3/4 EUROKONUS




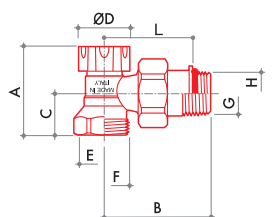
RS 112/A

Single adjustment angle radiator valve.
Connections eurokonus type.

Fittings



CODE	SIZE	A	B	C	D	E	F	G	H	L			
11122718	DN 10 3/8	65	49	20	32	-	G 3/4 EK	R 3/8	-	-	148	10	80
11122721	DN 15 1/2	66	51	20	32	-	G 3/4 EK	R 1/2	-	-	161	10	80



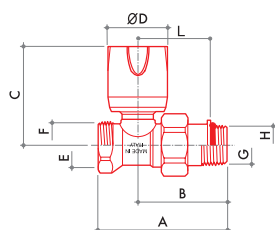
DS 132/A

Angle regulating lockshield.
Connections eurokonus type.

Fittings



CODE	SIZE	A	B	C	D	E	F	G	H	L			
11162718	DN 10 3/8	42	49	20	25	-	G 3/4 EK	R 3/8	-	-	130	10	80
11162721	DN 15 1/2	42	51	20	25	-	G 3/4 EK	R 1/2	-	-	144	10	80




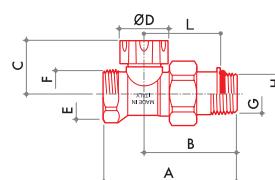
RD 111/A

Single adjustment straight radiator valve. Connections eurokonus type.

Fittings



CODE	SIZE	A	B	C	D	E	F	G	H	L			
11322719	DN 10 3/8	66	45	53	32	-	G 3/4 EK	R 3/8	-	-	149	10	80
11322722	DN 15 1/2	69	48	53	32	-	G 3/4 EK	R 1/2	-	-	170	10	80




DD 131/A

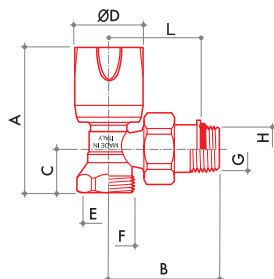
Straight regulating lockshield.
Connections eurokonus type.

Fittings



CODE	SIZE	A	B	C	D	E	F	G	H	L			
11362719	DN 10 3/8	66	45	28	25	-	G 3/4 EK	R 3/8	-	-	138	10	80
11362722	DN 15 1/2	69	48	28	25	-	G 3/4 EK	R 1/2	-	-	160	10	80





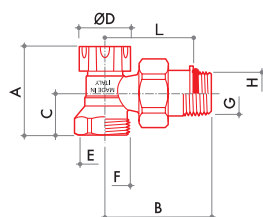
**RS 119/A**

Single adjustment angle radiator valve.
Connections eurokonus type.

Fittings



CODE	SIZE	A	B	C	D	E	F	G	H	L			
11122717	DN 10 3/8	66	46	20	32	-	G 3/4 EK	-	G 3/8	36	151	10	80
11122703	DN 15 1/2	66	47	20	32	-	G 3/4 EK	-	G 1/2	37	165	10	80

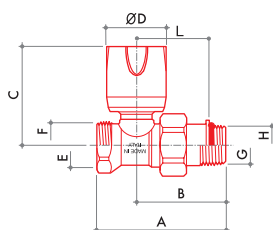
**DS 139/A**

Angle regulating lockshield.
Connections eurokonus type.

Fittings




CODE	SIZE	A	B	C	D	E	F	G	H	L			
11162717	DN 10 3/8	42	46	20	25	-	G 3/4 EK	-	G 3/8	36	135	10	80
11162703	DN 15 1/2	42	47	20	25	-	G 3/4 EK	-	G 1/2	37	148	10	80

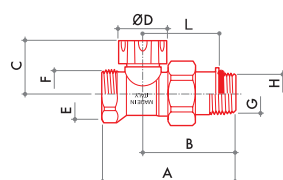
**RD 118/A**

Single adjustment straight radiator valve. Connections eurokonus type.

Fittings






CODE	SIZE	A	B	C	D	E	F	G	H	L			
11322717	DN 10 3/8	63	42	53	32	-	G 3/4 EK	-	G 3/8	32	155	10	80
11322703	DN 15 1/2	64	43	53	32	-	G 3/4 EK	-	G 1/2	33	174	10	80

**DD 138/A**

Straight lockshield regulating valve. Connections eurokonus type.

Fittings



CODE	SIZE	A	B	C	D	E	F	G	H	L			
11362717	DN 10 3/8	63	42	28	25	-	G 3/4 EK	-	G 3/8	32	145	10	80
11362703	DN 15 1/2	64	43	27	25	-	G 3/4 EK	-	G 1/2	33	164	10	80



Fittings for copper pipe



Fittings for plastic pipe



Fittings for multilayer pipe

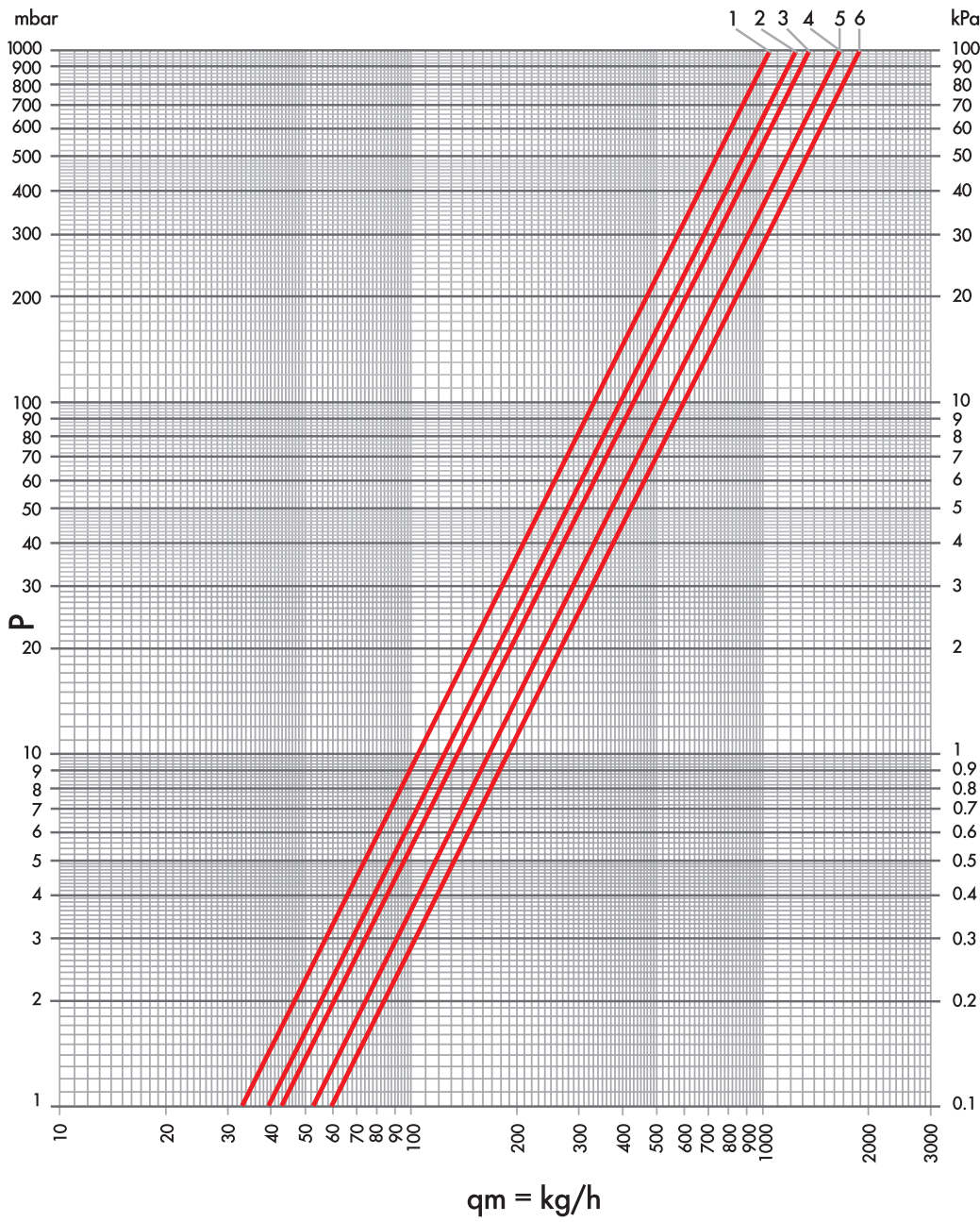


Fittings: chapter 7



Accessories: chapter 1.A

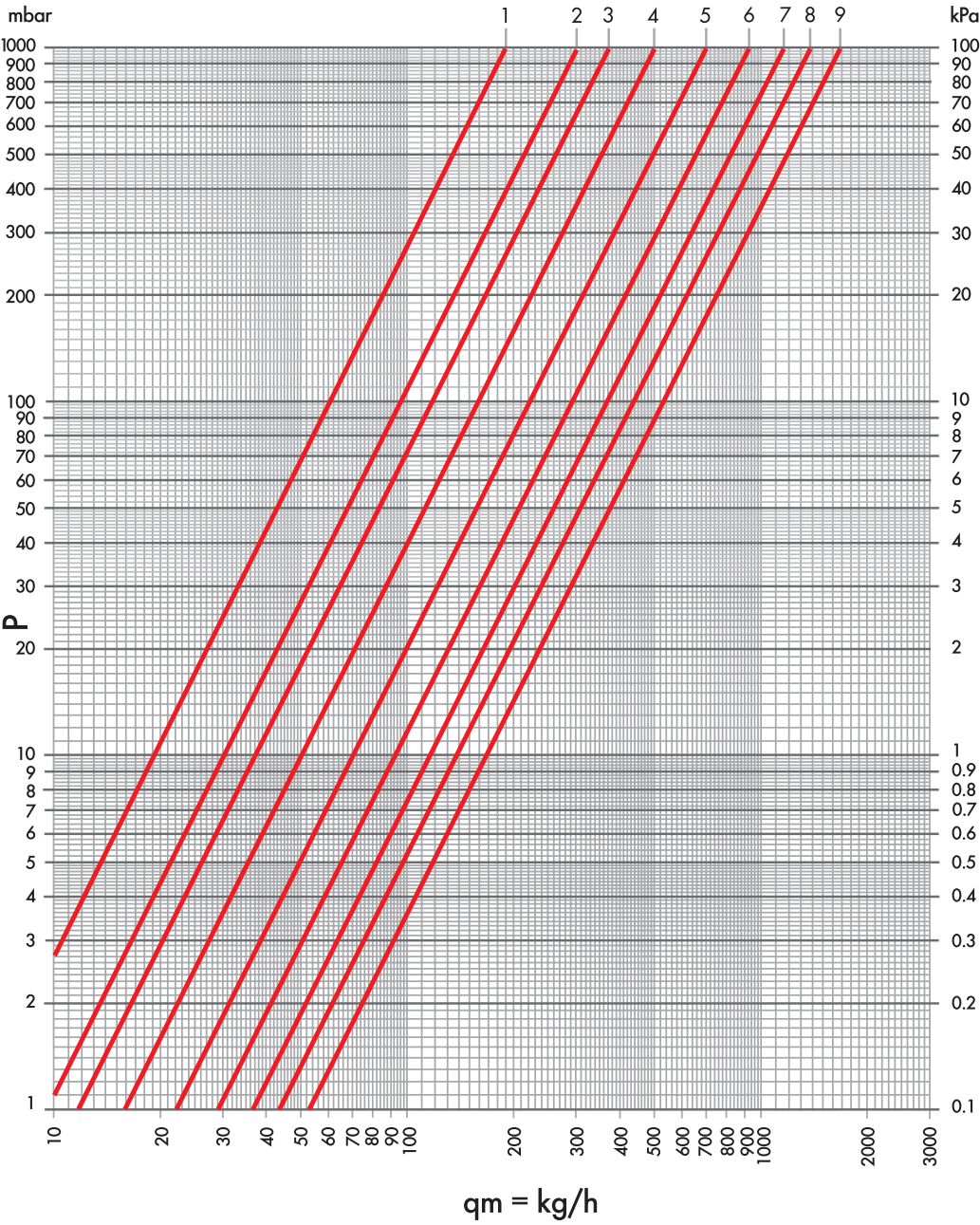
VALVES FLOW RATE CHART



ITEM	Kv	POS
RD 101 3/8 - RD 105 3/8 - RD 111 3/8 RD 118 3/8 - RD 118/A 3/8	1.05	1
RD 101 1/2 - RD 105 1/2 - RD 111 1/2 RD 111/A 1/2 - RD 118 1/2 - RD 118/A 1/2	1.25	2
RD 101 3/4 - RD 105 3/4	1.35	3
RS 102 3/8 - RS 106 3/8 - RS 112 3/8 RS 119 3/8 - RS 119/A 3/8	1.65	4
RS 102 1/2 - RS 106 1/2 - RS 112 1/2 RS 112/A 1/2 - RS 119 1/2 - RS 119/A 1/2	1.65	5
RS 102 3/4 - RS 106 3/4	1.90	6

LOCKSHIELD FLOW RATE CHART

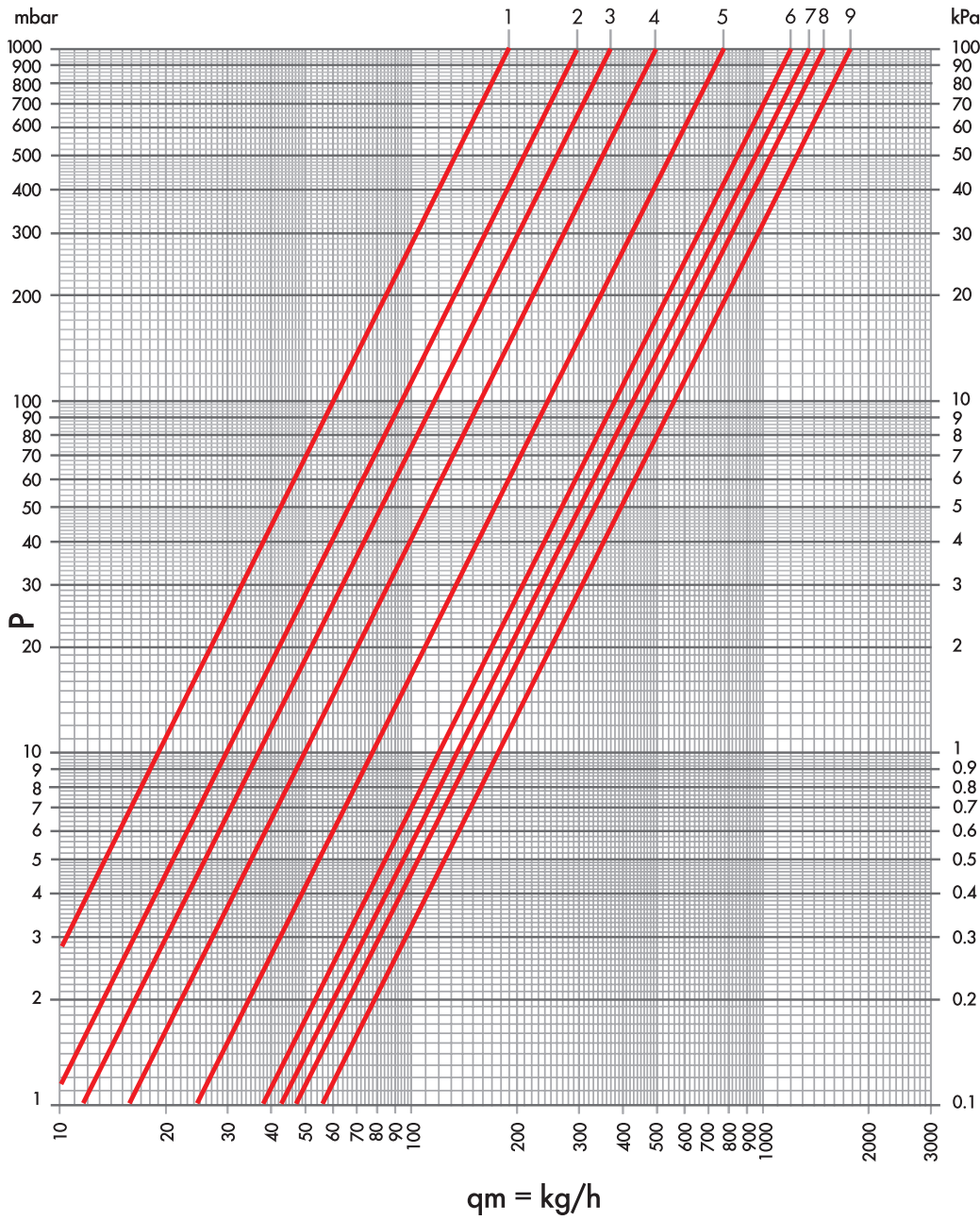
ANGLE LOCKSHIELD
DN 10 3/8 - DN 15 1/2



ITEM	TURNS N°	Kvs	POS
DS 122 DS 126 DS 132 DS 139 DS 132/A DS 139/A	1	0.19	1
	1+1/2	0.30	2
	2	0.37	3
	2+1/2	0.50	4
	3	0.69	5
	3+1/2	0.92	6
	4	1.14	7
	4+1/2	1.39	8
	all open	1.65	9

LOCKSHIELD FLOW RATE CHART

ANGLE LOCKSHIELD
DN 20 3/4

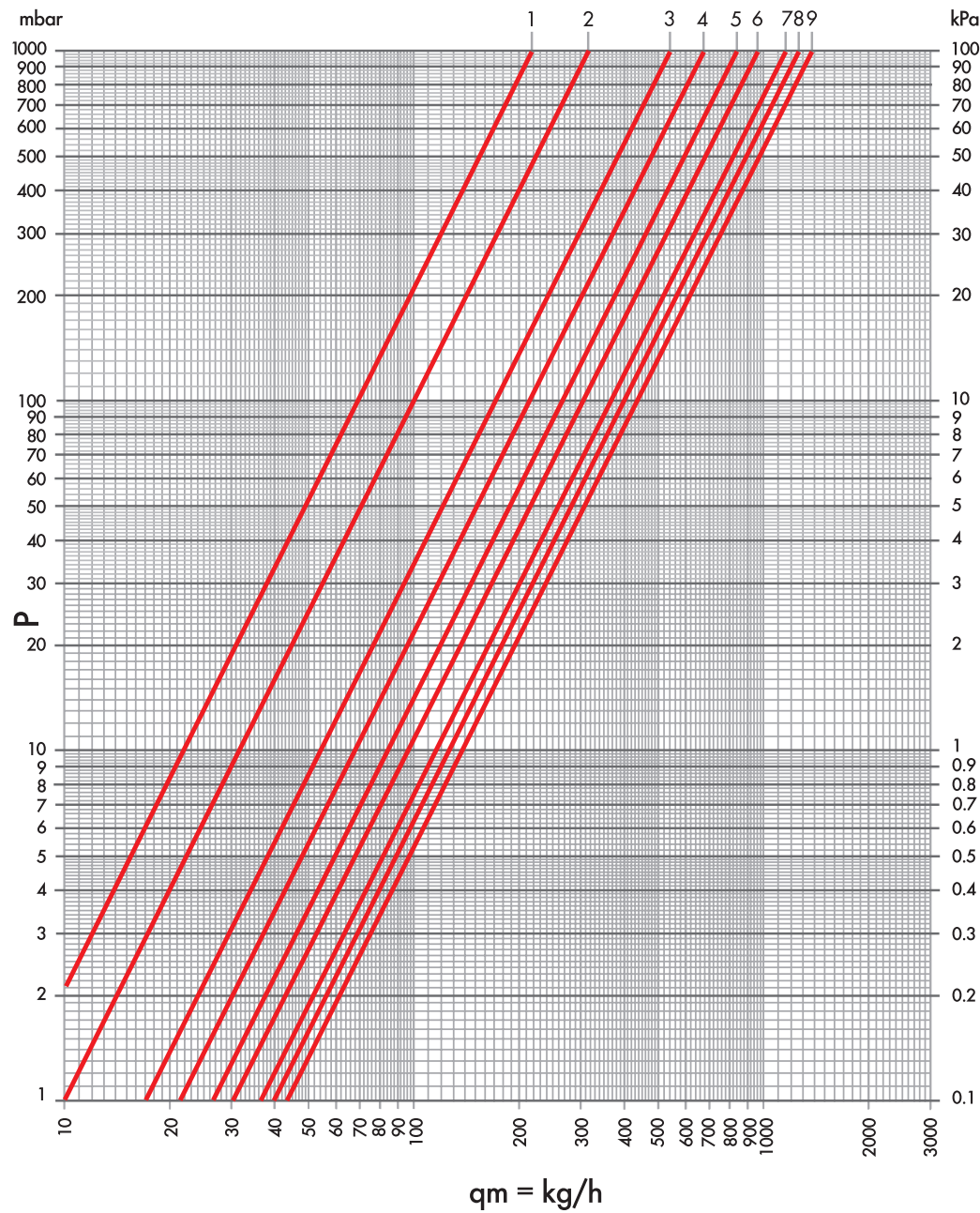


ITEM	TURNS N°	Kvs	POS
DS 122 DS 126 DS 132 DS 139 DS 132/A DS 139/A	1	0.19	1
	1+1/2	0.30	2
	2	0.37	3
	2+1/2	0.50	4
	3	0.78	5
	3+1/2	1.19	6
	4	1.34	7
	4+1/2	1.50	8
	all open	1.75	9

LOCKSHIELD FLOW RATE CHART

STRAIGHT LOCKSHIELD

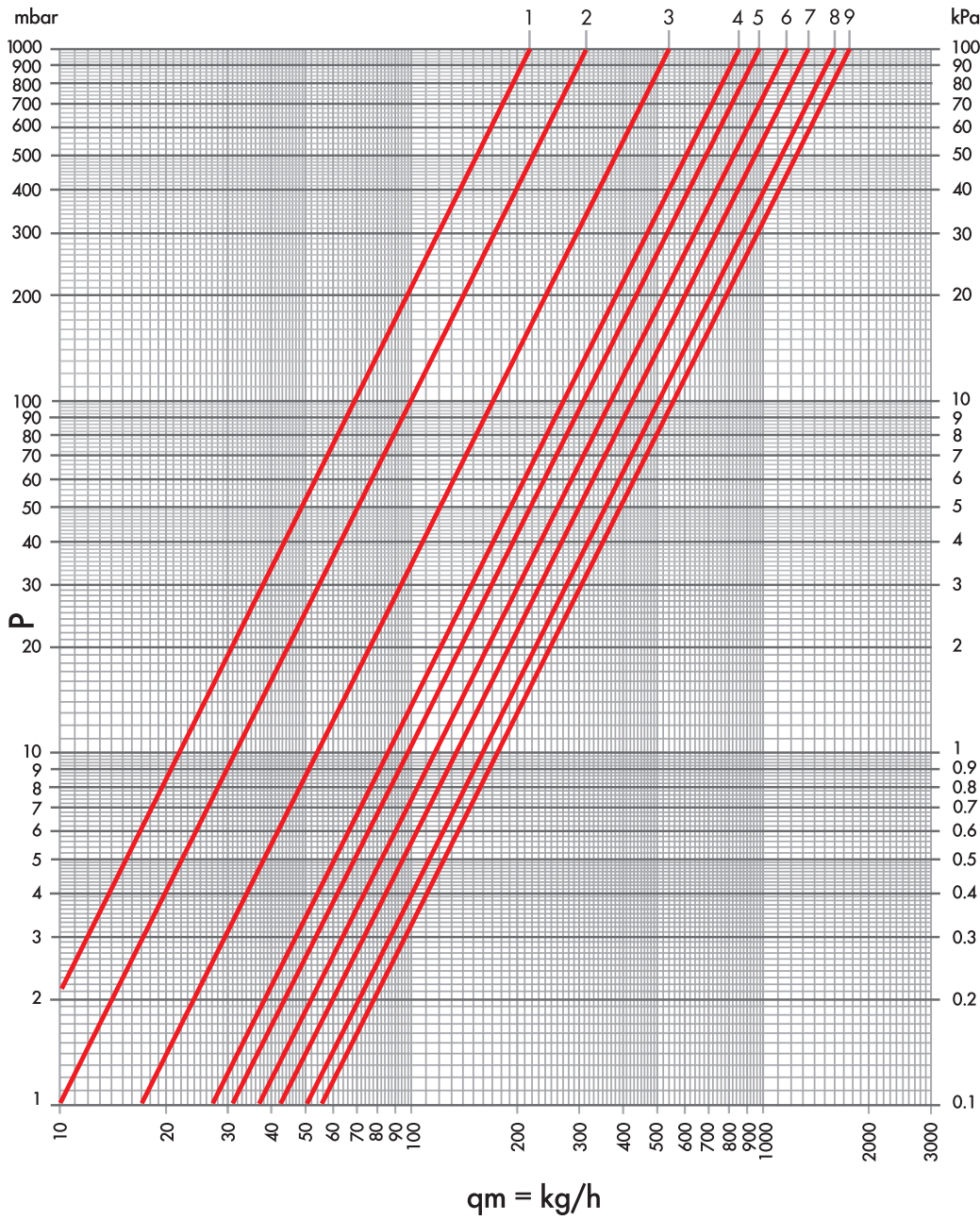
DN 10 3/8 - DN 15 1/2



ITEM	TURNS N°	Kvs	POS
DD 121 DD 125 DD 131 DD 138 DD 131/A DD 138/A	1	0.22	1
	1+1/2	0.32	2
	2	0.53	3
	2+1/2	0.68	4
	3	0.84	5
	3+1/2	0.97	6
	4	1.14	7
	4+1/2	1.25	8
	all open	1.34	9

LOCKSHIELD FLOW RATE CHART

STRAIGHT LOCKSHIELD
DN 20 3/4



ITEM	TURN N°	Kvs	POS
DD 121 DD 125 DD 131 DD 138 DD 131/A DD 138/A	1	0.22	1
	1+1/2	0.32	2
	2	0.54	3
	2+1/2	0.85	4
	3	0.97	5
	3+1/2	1.19	6
	4	1.34	7
	4+1/2	1.60	8
	all open	1.75	9

GENERAL CONDITIONS OF SALE

1 PREMISES - 1.1 The present conditions of sale apply to all supplies of Luxor Spa Products (hereafter "Luxor"). Any general conditions, and in particular the conditions of purchase of the Buyer (hereafter "Customer"), unless expressly accepted in writing by Luxor, shall not bind the latter nor exempt the Customer from the application of the present General Conditions (hereafter GSC)

2. ORDERS - 2.1 The Purchase Orders (referred to as 'Orders') are an irrevocable purchase proposal. By placing an Order, customers fully accept the present General Conditions of Sale.

2.2 Orders are considered accepted only after Luxor confirms them in writing. The Order confirmation and/or Invoice issued by Luxor will be considered as confirmation.

2.3 Any changes to the Order requested by the Customer after the sending of the Order Confirmation will only be valid and enforceable after written acceptance by Luxor. Cancellation or modification of Orders without the prior written consent of Luxor, will give Luxor the right to act to obtain reimbursement of the costs incurred, without prejudice to the right to compensation for greater damages.

3 PRICES - 3.1 Luxor products will be invoiced based on the current price list at the time the order is accepted. Prices do not include VAT or any other taxes.

3.2 Prices listed in sales catalogues/lists are merely indicative and may be subject to change due to production cost increases. In such cases, Luxor will inform the purchaser of the price increase and provide the reasons.

4 DELIVERY TERMS - 4.1 The supplies in each individual Order will be delivered within the stated terms in the Order Confirmation.

4.2 Luxor will not be held responsible for delays in delivery that are not caused by Luxor, such as delays by third parties, including suppliers and sub-suppliers, shippers, and causes of force majeure that result in total or partial inactivity of the plants. In the cases mentioned above, the Customer cannot refuse delivery of the goods, even if it is only partial, nor can they use a delay in delivery as a reason to terminate the contract or claim damages.

5 SHIPMENTS - 5.1 The products will be delivered to the 'Assigned Port' (Incoterms 2020 EXW), with transport costs and risks borne by the buyer, unless otherwise agreed.

5.2 Even in the case of agreed delivery in "Free Port" (Incoterms 2020 DDP) with costs borne by Luxor, the goods will still travel at the buyer's risk. Regardless of the delivery terms agreed upon by the parties, the risks will pass to the buyer at the latest with delivery to the first carrier.

5.3 The transfer of ownership of the goods is suspended until the full price has been paid, but this does not affect the transfer of risk to the purchaser.

5.4 If special packaging is required, an additional charge as indicated in the price list or order confirmation will be added to the invoice.

6 PAYMENTS - 6.1 Payments are due as per the terms and manner specified in the order confirmation and/or invoice.

6.2 Unless otherwise expressly agreed, payments must be made to the bank details mentioned in the sales invoice. For payments made from abroad via bank transfer, the OUR option must be selected to ensure that Luxor receives the net amount on the invoice after deducting bank charges and expenses. Luxor does not authorize any third parties, including agents and representatives, to collect money on its behalf.

6.3 The Customer is not permitted to suspend or delay payments, even in the event of claims or complaints of defects, and must adhere to the agreed terms.

6.4 In case of payment interruption or suspension, the Customer will be considered in default. Luxor reserves the right to charge expenses and interest as per Art. 5 and 6 of D.Lgs n. 192/2012, without prejudice to the right to terminate the contract. Delayed payment may also result in Luxor excluding the guarantee for the entire period of delay.

6.5 If the Customer fails to adhere to the agreed payment terms, or interrupts or suspends payment, Luxor reserves the right to suspend any ongoing supplies and/or make the execution of the current order conditional on the payment of the outstanding debt. Luxor may also withdraw from any further contracts with the Customer and cancel any previously granted favourable conditions, such as discounts or free gifts.

6.6 The Customer is not permitted to offset any claims they may have against Luxor with debts they owe to Luxor, unless formally authorised by Luxor

7 EXPRESS TERMINATION CLAUSE - 7.1 Luxor may terminate the contract immediately if the Customer is undergoing bankruptcy or liquidation proceedings, as well as in the event that the Customer is subject to execution proceedings and/or protests and the economic conditions suggest the purchaser is insolvent.

8 WARRANTY - 8.1 Luxor guarantees the conformity of the products supplied, free from defects that could make them unsuitable for their intended use. The guarantee may be invoked if the defect is due to

manufacturing errors or defects in raw materials that are the responsibility of Luxor.

8.2 Unless otherwise expressly agreed, the guarantee lasts for one (1) year from the date of delivery. The Customer must make a written complaint within eight (8) days from delivery in the case of apparent defects, or, in the case of hidden defects, from the time of discovery and in any event not later than twelve (12) months from delivery.

8.3 In the event of non-conforming products, Luxor may, at its discretion, provide the Buyer with replacement products of the same type and quantity free of charge ex works, after verifying the returned products. Any return must always be previously agreed and authorised by Luxor. The goods in question must be returned 'carriage paid' along with a note explaining the reason for the return within 30 days of Luxor's approval. Failure to do so will result in the authorization becoming invalid.

8.4 If Luxor does not recognize the defective products upon verification, it will invoice those sent as replacements. If Luxor does not recognize the defective products upon verification, they will invoice the replacements. If Luxor is unable to replace defective products, they may issue a credit note to the customer for the value of the defective products. This does not imply any responsibility on Luxor for direct, indirect, or consequential damages resulting from or connected to the defects or faults of the products.

8.5 It is important to note that this guarantee does not cover instances where the product has been installed, used or maintained in a manner that is contrary to the instructions and warnings provided in the installation, use, and maintenance manuals that were included with the product. Additionally, any installation or repair work should only be carried out by qualified personnel.

8.6 The guarantee will not apply if the Purchaser breaches their contractual obligations.

8.7 This warranty is the only warranty and replaces any other written, oral or implied warranties. By accepting these General Terms and Conditions, the Purchaser expressly waives any right of recourse arising from the sale and/or installation of the Products to a non-professional consumer.

9. RESERVATION OF PROPERTY 9.1 The sale of Luxor S.p. A's Products is carried out under reservation of ownership. Therefore the products will remain the property of Luxor S.p.A. until the full payment of the price by the buyer.

10 TRANSFER OF THE CONTRACT 10.1 It is forbidden to transfer the Contract and/or any interest, right and obligation connected to it to third parties without specific written approval by Luxor.

11 PRIVACY - 11.1 The Customer confirms that they have read the information regarding the processing of their personal data, as required by Articles 13 and 14 of Regulation (EU) 2016/679 (GDPR) as amended. The information can be found at <https://luxor.it/privacy-policy>. By accepting these GTC, the Customer consents to the processing of their personal data.

11.2 Luxor will process the personal data provided by the Customer, including through external parties, to fulfil legal obligations and carry out administrative and commercial tasks related to the contractual relationship.

12 APPLICABLE LAW AND COURT OF JURISDICTION - 12.1 Contract is governed by Italian law. Anything not expressly governed by these GVCs shall be governed by the rules on sale provided for in articles 1470 et seq. of the Italian Civil Code.

12.2 The Parties expressly exclude the application of the Vienna Convention on Contracts for the International Sale of Goods. Any disputes related to the Contract, including those regarding its validity, interpretation, execution, and termination, must be referred exclusively to the Court of Brescia.

12.3 Luxor reserves the right to take legal action at the competent court of the Customer's location to recover any outstanding debts. The local law will apply in this case.

13 FINAL CLAUSES - 13.1 The possible nullity and/or ineffectiveness of one or more provisions of these GTC shall not affect the validity of the Contract as a whole.

13.2 Any amendment to the Contract shall be valid only if made in writing and signed by authorised representatives of both Parties.

The customer acknowledges that they are not a 'consumer' and therefore the provisions of law relating to relations between entrepreneurs and consumers do not apply. The customer declares that they have paid particular attention to the following clauses: Introduction (1.1), Orders (2.1-2.3), Prices (3.2), Delivery Terms (4.1-4.2), Shipping (5.1-5.3), and 6. The following sections require approval: Payments (6.2 - 6.3 - 6.4 - 6.5 - 6.6); 7 Express Termination Clause (7.1); 8. Warranty (8.1 - 8.2 - 8.3 - 8.4 - 8.5 - 8.6 - 8.7); 9. Retention of Title (9.1); 10. Applicable Law and Jurisdiction (12.1 - 12.2 - 12.3); 13 Final Clauses (13.1 - 13.2), and they are to be specifically approved.

These general terms and conditions are published on LUXOR's website (<https://luxor.it/>) where they may be consulted, thereby taking full and proper cognisance thereof, pursuant to and for the purposes of Articles 1341 and 1342 of the Civil Code.